



CAL GRANT A&B

Transfer Entitlement Program

Facts at Your Fingertips 2019-20 -- Transfer Entitlement

This document displays data about the 2019-20 California Community College Transfer Entitlement Cal Grant A and B new paid recipients. Total Transfer Entitlement new paid recipients: 13,752. It also includes data on the offered awardees selected for institutions to verify that students met the program's eligibility requirements.

In 2019-20, Transfer Entitlement Cal Grant A awards paid tuition and mandatory systemwide fees of up to \$12,570. Transfer Entitlement Cal Grant B awards paid \$1,672 in living expenses plus tuition and systemwide fees of up to \$12,570.

Senate Bill 1644 (Chapter 403, Statutes of 2000) guarantees a Transfer Entitlement Cal Grant A or B award to every student who: graduated from a California high school or its equivalent after June 30, 2000, was a California resident at the time of high school graduation, transfers to a qualifying baccalaureate-degree granting institution from a California Community College during the award year, is under the age of 28 at the time of the transfer, has a Community College GPA of at least 2.4, and has financial need as defined in California Education Code 69432.9.

Applicants who attended a California Community College in the 2017-18 academic year, and were otherwise eligible, qualified for a 2019-20 Transfer Entitlement Cal Grant award. Also, Dream Act students who met AB 540 criteria were eligible to apply for Transfer Entitlement Cal Grant awards, as authorized by Chapter 604, Statutes of 2011.

The data in this report reflect the 2019-20 Transfer Entitlement Cal Grant A and B new paid recipients. Paid Recipients are those who applied for a Transfer Entitlement Cal Grant

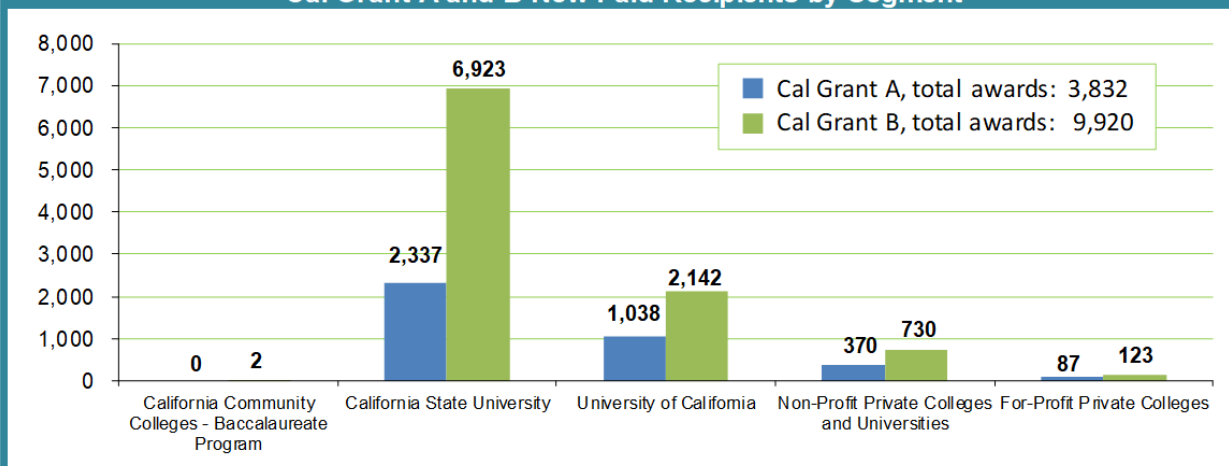
award, met statutory requirements and were offered awards, attended Cal Grant participating institutions, and received payment.

For 2019-20, 30,675 students were offered a preliminary Transfer Entitlement Cal Grant A and B awards, of which 16,191 provided confirmation of meeting the eligibility requirements. About 85%, or 13,752 of 16,191, actually used their awards and became Paid Recipients, including 3,832 in the Transfer Entitlement Cal Grant A program and 9,920 in the Transfer Entitlement Cal Grant B program.

Some items of note include:

- Over 88% (3,375 of 3,832) of Paid Recipients in the Transfer Entitlement Cal Grant A program attended the University of California (UC) and the California State University (CSU) (Table 1, p. 1).
- Over 69% (6,923 of 9,920) of Paid Recipients in the Transfer Entitlement Cal Grant B program attended the California State University (CSU), and CSU had more than twice as many Transfer Entitlement Cal Grant B Paid Recipients as UC (Table 1, p. 1).
- 6,335, or 64%, of the 9,920 Entitlement Cal Grant B Paid Recipients had incomes of less than \$24,000 (Table 9, p. 3). The maximum family income for a Cal Grant B in 2019-20 is \$65,100.

TABLE 1
Transfer Entitlement
Cal Grant A and B New Paid Recipients by Segment



Entitlement Cal Grant

A

Cal Grant A awards provide for full systemwide fees at the California State University (\$5,742) and the University of California (\$12,570), as well as tuition support at independent four-year California colleges and universities (\$9,084), private for-profit institutions accredited by the Western Association of Schools and Colleges (\$8,056), and private career colleges (\$4,000). The following charts include data on Transfer Entitlement Cal Grant A new paid recipients by: school segment, GPA, income, and age.

TABLE 2
Cal Grant A New Paid Recipients by Age

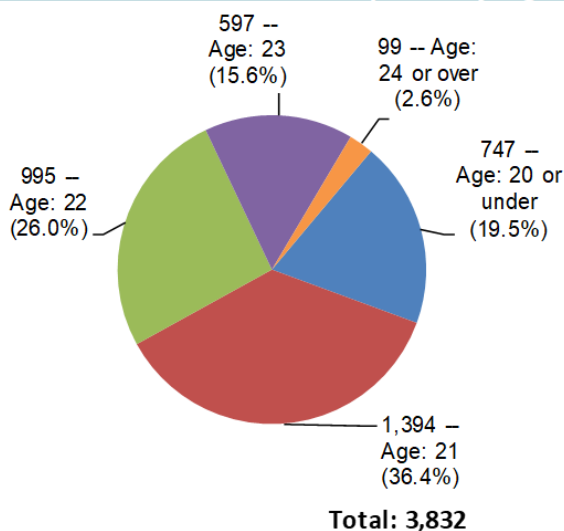


TABLE 3
Cal Grant A
Average Parental Assets by Segment*

School Segment	Assets
University of California	\$4,430
California State University	\$3,335
Non-Profit Private Colleges and Universities	\$4,380
For-Profit Private Colleges	\$3,534

* Assets do not include the primary residence or retirement plans; 97 percent of new paid recipients are dependent.

TABLE 4
Transfer Entitlement Cal Grant A New Paid Recipients by GPA

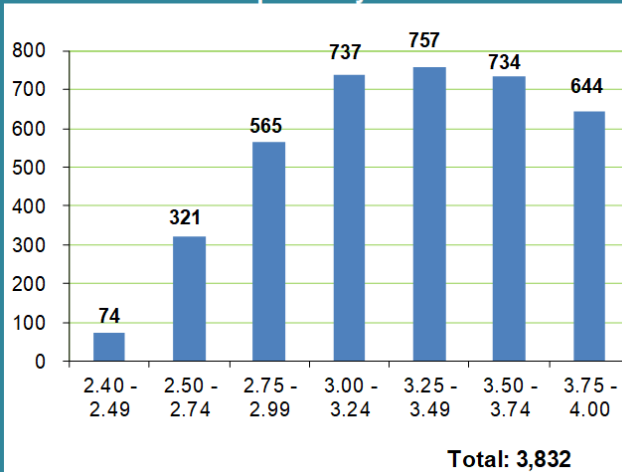
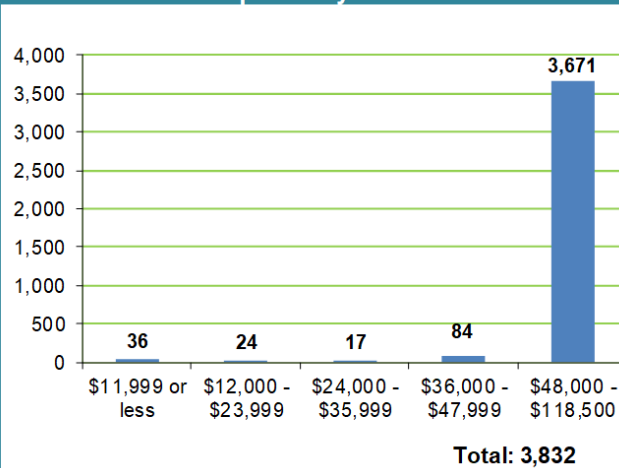


TABLE 5
Transfer Entitlement Cal Grant A New Paid Recipients by Income



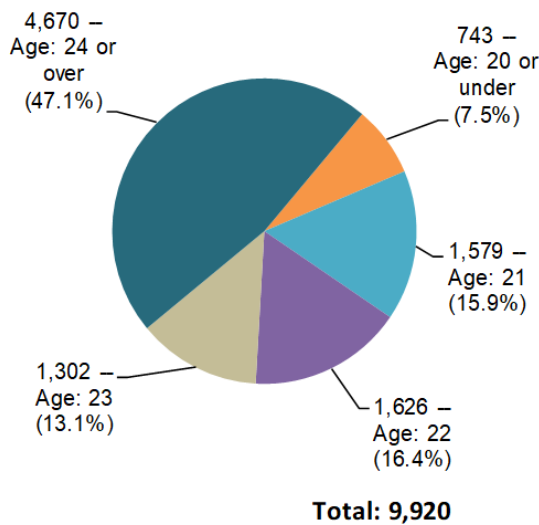
Some items of note on Cal Grant A include:

- Out of 3,832 Transfer Entitlement Cal Grant A recipients in 2019-20, 3,733 (97%) were under 24 years of age, compared to 53% of Cal Grant B recipients (Table 2, p. 2; Table 6, p. 3). As a result, 3% of Cal Grant A recipients were independent compared to 52% of Cal Grant B recipients (Table 3, p. 2; Table 7a, p. 3).
- 75% of Cal Grant A recipients had a community college GPA of at least 3.0, compare to 65% of Cal Grant B recipients (Table 4, p. 2; Table 8, p. 3). This is despite the fact that the GPA requirement is the same for A and B for Transfer Entitlement applicants: 2.40.

Entitlement Cal Grant B

Cal Grant B awards provide up to \$1,672 for books and living expenses in addition to helping pay for tuition and fees at public and independent four-year colleges or other qualifying schools at the same level as the Cal Grant A award. The following charts include data on Transfer Entitlement Cal Grant A new paid recipients by: school segment, GPA, income, and age.

TABLE 6
Cal Grant B New Paid Recipients by Age



Some items of note on Cal Grant B include:

- Out of 9,920 Transfer Entitlement Cal Grant B recipients in 2019-20, 5,250 (53%) were under 24 years of age, compared to 97% of Cal Grant A recipients (Table 6, p. 3; Table 2, p. 2). As a result, 52% of Cal Grant B recipients were independent compared to 3% of Cal Grant A recipients (Table 7a, p. 3; Table 3, p. 2).
- 65% of Cal Grant B recipients had a community college GPA of at least 3.0, compared to 75% of Cal Grant A recipients (Table 8, p. 3; Table 4, p. 2). This is despite the fact that the GPA requirement is the same for A and B for Transfer Entitlement applicants: 2.40.
- 6,335 of 9,920 (64%) Cal Grant B recipients had a

TABLE 7a
Cal Grant B
Average Parental Assets by Segment*

School Segment	Assets
University of California	\$1,854
California State University	\$1,023
Non-Profit Private Colleges and Universities	\$1,832
For-Profit Private Colleges	\$729

* Assets do not include the primary residence or retirement plans; 48 percent of new paid recipients are dependent.

TABLE 7b
Cal Grant B
Average Student Assets by Segment

School Segment	Assets
University of California	\$445
California State University	\$198
Non-Profit Private Colleges and Universities	\$400
For-Profit Private Colleges	\$763

TABLE 8
Transfer Entitlement Cal Grant B New Paid Recipients by GPA

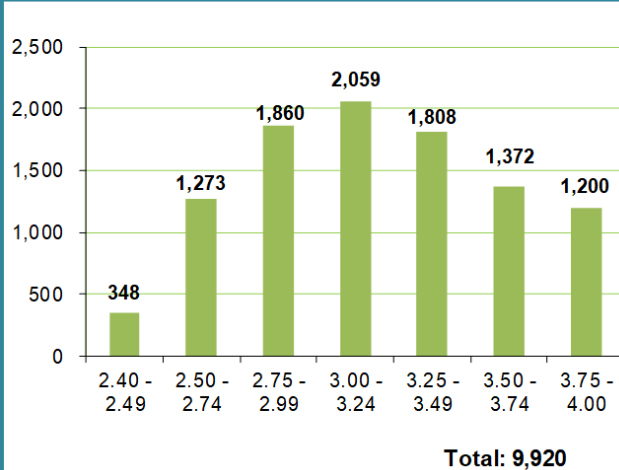
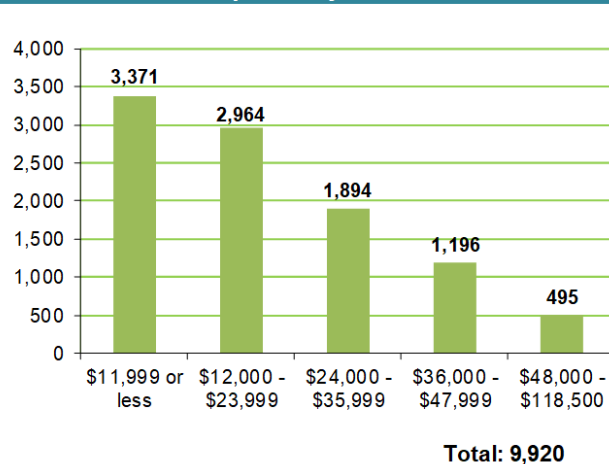


TABLE 9
Transfer Entitlement Cal Grant B New Paid Recipients by Income



About the New Paid Recipients

TABLE 10
Transfer Entitlement Cal Grant A and B
New Paid Recipients by Application Filed

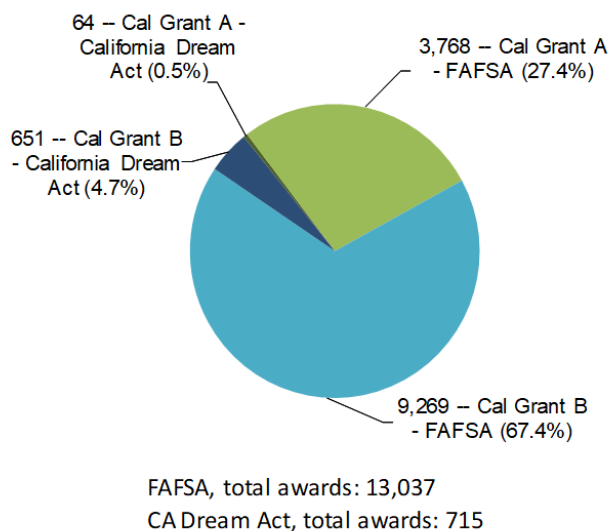
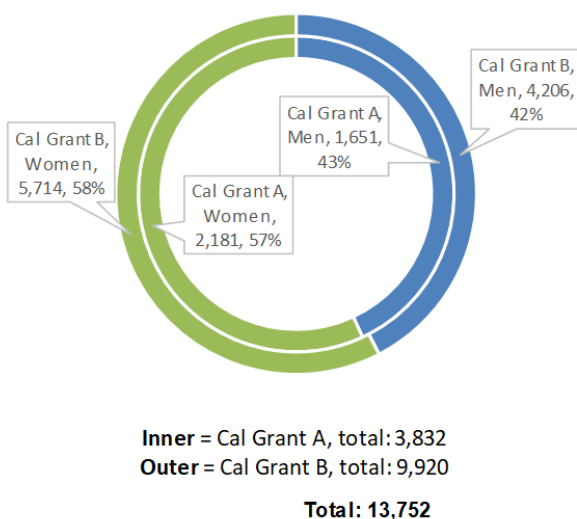


TABLE 11
Typical New Paid Recipient

	Age	Income	GPA	Family Size
Cal Grant A	21	\$73,315	3.30	4.1
Cal Grant B	23	\$20,205	3.19	2.6
All (Cal Grant A & B)	23	\$35,004	3.22	3.0

TABLE 12
Transfer Entitlement Cal Grant A and B
New Paid Recipients by Program and Gender



About the Applicants

Applicants must meet multiple criteria to qualify. Submitting both the Free Application for Federal Student Aid (FAFSA) or the California Dream Act Application and the Cal Grant GPA Verification Form is the first step for students to be considered for a Transfer Entitlement Cal Grant award. For the 2019-20 award year, 30,675 met this first step and were sent a Preliminary Award letter along with a Transfer Entitlement Cal Grant Certification Form that they had to complete and return. The form included the following information:

- the month and year the student graduated from high school,
- the name of the high school and the city where it is located,
- the date the student became a resident of California,
- the name of the California Community College from which the student would be transferring during the 2019-20 award year, and
- the name of the school to which the student would be transferring during the 2019-20 award year.

Of the 30,675 applicants who received a Transfer Entitlement Cal Grant Certification Form, 19,815 returned the form. Of those 19,815 who returned the form, 16,191 met the qualifications for the Transfer Entitlement Cal Grant. 1,724 or 10.6 percent of the 16,191 were randomly selected for institutions to verify that they met the program's eligibility requirements.



California Student Aid Commission
P.O. Box 419026
Rancho Cordova, CA 95741-9026
www.csac.ca.gov

The California Student Aid Commission is the state principal agency responsible for administering financial aid programs for students attending public and private universities, colleges, and vocational schools in California. The financial aid programs include the Cal Grant program, the Chafee Grant Program and several targeted state scholarship and loan assumption programs. The Commission also administers financial aid awareness and outreach programs, such as CalSOAP and Cash for College, in collaboration with business, private industry and community-based organizations.

New and Renewal Transfer Entitlement Cal Grants Selected for Verification

Assembly Bill 840 (Chapter 43, Statutes of 2006) requires new Transfer Entitlement offered award-ees to provide confirmation of meeting eligibility requirements. This bill also requires at least 10 per-cent of the new and renewal awards be randomly selected for campus-level verification that the offered awardees meet the program’s eligibility requirements before disbursing funds.

In the 2019-20 award year, 12,088 renewal offered awardees continue to be eligible for pay-ment. Of the 2,555 renewal offered awardees who were not previously verified, 229 or 9.0 percent, were randomly selected for institutions to verify in the 2019-20 award year that they met the pro-gram’s eligibility requirements.

TABLE 11
Selected New Cal Grant A and B Offered Awardees
by School Segment and Verification Status

<i>University of California</i>		
Verified and Eligible for Payment	330	86%
Verified and Ineligible	3	1%
Withdrawn	51	13%
Total Selected for Verification	384	100%
<i>California State University</i>		
Verified and Eligible for Payment	895	79%
Verified and Ineligible	34	3%
Withdrawn	200	18%
Total Selected for Verification	1,129	100%
<i>Non-Profit Private Colleges and Universities</i>		
Verified and Eligible for Payment	125	82%
Verified and Ineligible	5	3%
Withdrawn	22	14%
Total Selected for Verification	152	99%
<i>For-Profit Private Colleges</i>		
Verified and Eligible for Payment	47	85%
Verified and Ineligible	0	0%
Withdrawn	8	15%
Total Selected for Verification	55	100%

TABLE 13
Selected Renewal Cal Grant A and B Offered Awardees
by School Segment and Verification Status

<i>University of California</i>		
Verified and Eligible for Payment	42	98%
Verified and Ineligible	0	0%
Pending Verification	1	2%
Total Selected for Verification	43	100%
<i>California State University</i>		
Verified and Eligible for Payment	130	100%
Verified and Ineligible	0	0%
Pending Verification	0	0%
Total Selected for Verification	130	100%
<i>Non-Profit Private Colleges and Universities</i>		
Verified and Eligible for Payment	46	98%
Verified and Ineligible	0	0%
Pending Verification	1	2%
Total Selected for Verification	47	100%
<i>For-Profit Private Colleges</i>		
Verified and Eligible for Payment	9	100%
Verified and Ineligible	0	0%
Pending Verification	0	0%
Total Selected for Verification	9	100%

TABLE 12
Selected New Cal Grant A and B Offered Awardees
by Verification Status

<i>All Segments</i>		
Verified and Eligible for Payment	1,397	81%
Verified and Ineligible	42	2%
Withdrawn	281	16%
Total Selected for Verification	1,720	99%

TABLE 14
Selected Renewal Cal Grant A and B Offered Awardees
by Verification Status

<i>All Segments</i>		
Verified and Eligible for Payment	227	99%
Verified and Ineligible	0	0%
Pending Verification	2	1%
Total Selected for Verification	229	100%