



# CAL GRANT A&B

## Transfer Entitlement Program

*This document displays data about the 2017-18 California Community College Transfer Entitlement Cal Grant A and B new paid recipients. Total Transfer Entitlement new paid recipients: 12,559. It also includes data on the offered awardees selected for institutions to verify that students met the program's eligibility requirements.*

In 2017-18, Transfer Entitlement Cal Grant A awards paid tuition and mandatory systemwide fees of up to \$12,630. Transfer Entitlement Cal Grant B awards paid \$1,672 in living expenses plus tuition and systemwide fees of up to \$12,630.

Senate Bill 1644 (Chapter 403, Statutes of 2000) guarantees a Transfer Entitlement Cal Grant A or B award to every student who: graduated from a California high school or its equivalent after June 30, 2000, was a California resident at the time of high school graduation, transfers to a qualifying baccalaureate-degree granting institution from a California Community College during the award year, is under the age of 28 at the time of the transfer, has a Community College GPA of at least 2.4, and has financial need as defined in California Education Code 69432.9.

Applicants who attended a California Community College in the 2015-16 academic year, and were otherwise eligible, qualified for a 2017-18 Transfer Entitlement Cal Grant award. Also, Dream Act students who met AB 540 criteria were eligible to apply for Transfer Entitlement Cal Grant awards, as authorized by Chapter 604, Statutes of 2011.

The data in this report reflect the 2017-18 Transfer Entitlement Cal Grant A and B new paid recipients. Paid Recipients are those who applied for a Transfer Entitlement Cal Grant award, met statutory requirements and were offered awards, attended Cal Grant partici-

pating institutions, and received payment.

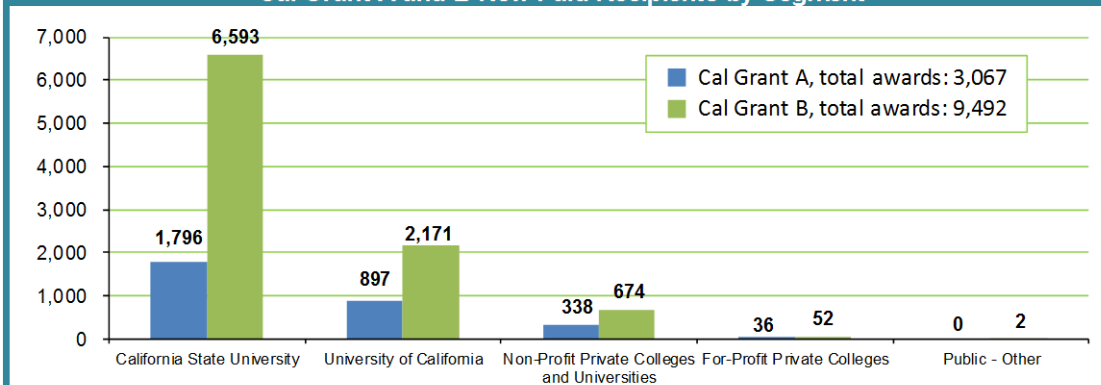
For 2017-18, 24,763 students were offered a preliminary Transfer Entitlement Cal Grant A and B awards, of which 14,252 provided confirmation of meeting the eligibility requirements. Over 88%, or 12,559 of 14,252, actually used their awards and became Paid Recipients, including 3,067 in the Transfer Entitlement Cal Grant A program and 9,492 in the Transfer Entitlement Cal Grant B program.

Some items of note include:

- Almost 88% (2,693 of 3,067) of Paid Recipients in the Transfer Entitlement Cal Grant A program attended the University of California (UC) and the California State University (CSU) (Table 1, p. 1).
- Over 69% (6,593 of 9,492) of Paid Recipients in the Transfer Entitlement Cal Grant B program attended the California State University (CSU), and CSU had more than three times as many Transfer Entitlement Cal Grant B Paid Recipients as UC (Table 1, p. 1).
- 6,493 or 68%, of the 9,492 Entitlement Cal Grant B Paid Recipients had incomes of less than \$24,000 (Table 9, p. 3). The maximum family income for a Cal Grant B in 2017-18 is \$60,600.

This report also includes data on new and renewal offered awardees selected for verification by the institutions.

**TABLE 1**  
**Transfer Entitlement**  
**Cal Grant A and B New Paid Recipients by Segment**



# Entitlement Cal Grant

# A

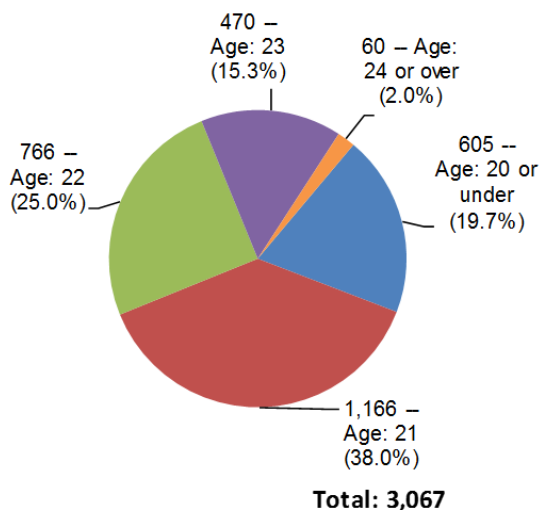
Cal Grant A awards provide for full systemwide fees at the California State University (\$5,742) and the University of California (\$12,630), as well as tuition support at independent four-year California colleges and universities and private for-profit institutions accredited by the Western Association of Schools and Colleges (\$9,084), and private career colleges (\$4,000). The following charts include data on Transfer Entitlement Cal Grant A new paid recipients by: school segment, GPA, income, and age.

**TABLE 3**  
Cal Grant A  
Average Parental Assets by Segment\*

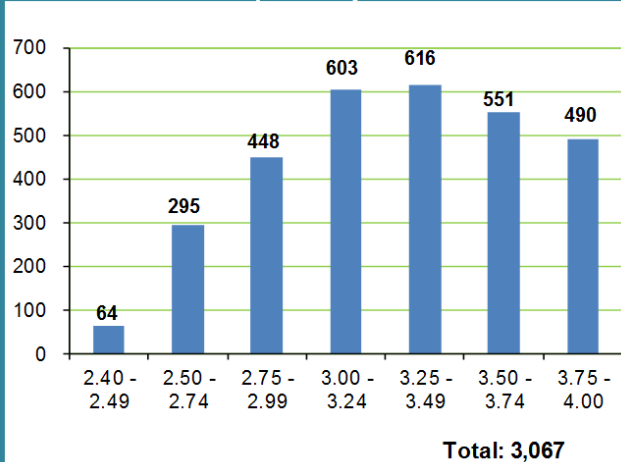
School Segment	Assets
University of California	\$3,530
California State University	\$2,142
Non-Profit Private Colleges and Universities	\$2,981
For-Profit Private Colleges	\$19

\* Assets do not include the primary residence or retirement plans; 98 percent of new paid recipients are dependent.

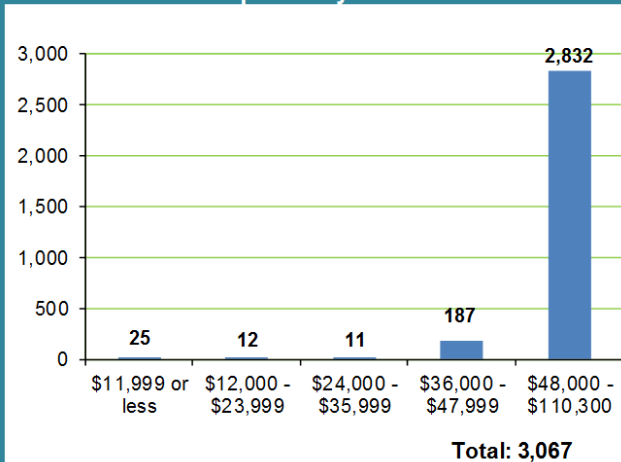
**TABLE 2**  
Cal Grant A New Paid Recipients by Age



**TABLE 4**  
Transfer Entitlement Cal Grant A New Paid Recipients by GPA



**TABLE 5**  
Transfer Entitlement Cal Grant A New Paid Recipients by Income



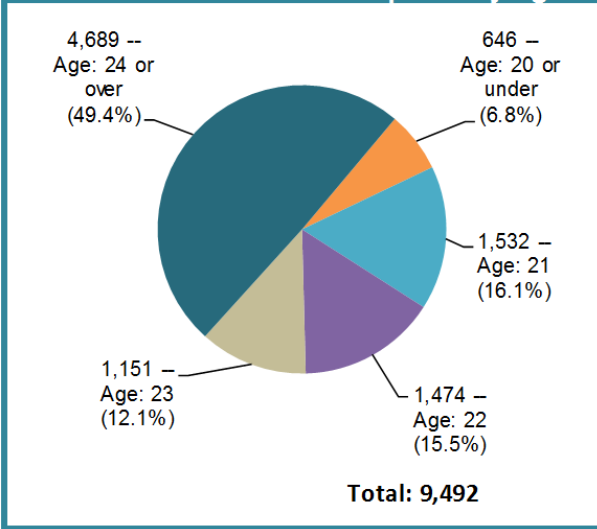
Some items of note on Cal Grant A include:

- Out of 3,007 Transfer Entitlement Cal Grant A recipients in 2017-18, 3,965 (98.0%) were under 24 years of age, compared to 50.6% of Cal Grant A recipients (Table 2, p. 2; Table 6, p. 3). As a result, 2% of Cal Grant A recipients were independent compared to 53% of Cal Grant B recipients (Table 3, p. 2; Table 7a, p. 3).
- Over 73% of Cal Grant A recipients had a community college GPA of at least 3.0, compare to over 63% of Cal Grant B recipients (Table 4, p. 2; Table 8, p. 3). This is despite the fact that the GPA requirement is the same for A and B for Transfer Entitlement applicants: 2.40.

# Entitlement **B** Cal Grant

Cal Grant B awards provide up to \$1,672 for books and living expenses in addition to helping pay for tuition and fees at public and independent four-year colleges or other qualifying schools at the same level as the Cal Grant A award. The following charts include data on Transfer Entitlement Cal Grant A new paid recipients by: school segment, GPA, income, and age.

**TABLE 6**  
Cal Grant B New Paid Recipients by Age



Some items of note on Cal Grant B include:

- Out of 9,492 Transfer Entitlement Cal Grant B recipients in 2017-18, 4,803 (50.6%) were under 24 years of age, compared to 98.0% of Cal Grant A recipients (Table 6, p. 3; Table 2, p. 2). As a result, 53% of Cal Grant B recipients were independent compared to 2% of Cal Grant A recipients (Table 7a, p. 3; Table 3, p. 2).
- Over 63% of Cal Grant B recipients had a community college GPA of at least 3.0, compared to over 73% of Cal Grant A recipients (Table 8, p. 3; Table 4, p. 2). This is despite the fact that the GPA requirement is the same for A and B for Transfer Entitlement applicants: 2.40.
- 6,493 of 9,492 (68%) Cal Grant B recipients had a family income below \$24,000.

**TABLE 7a**  
Cal Grant B  
Average Parental Assets by Segment\*

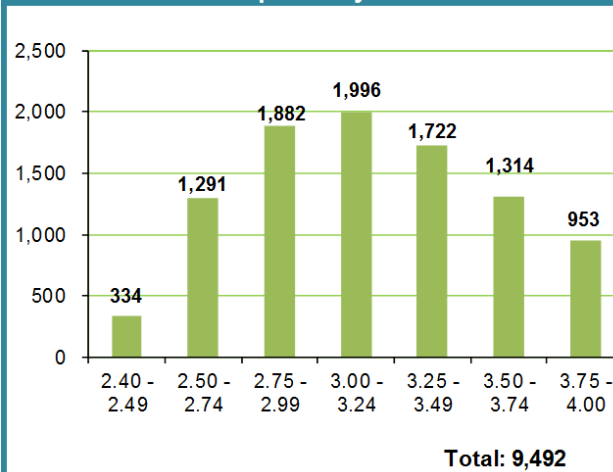
School Segment	Assets
University of California	\$1,410
California State University	\$411
Non-Profit Private Colleges and Universities	\$1,445
For-Profit Private Colleges	\$0

\* Assets do not include the primary residence or retirement plans; 47 percent of new paid recipients are dependent.

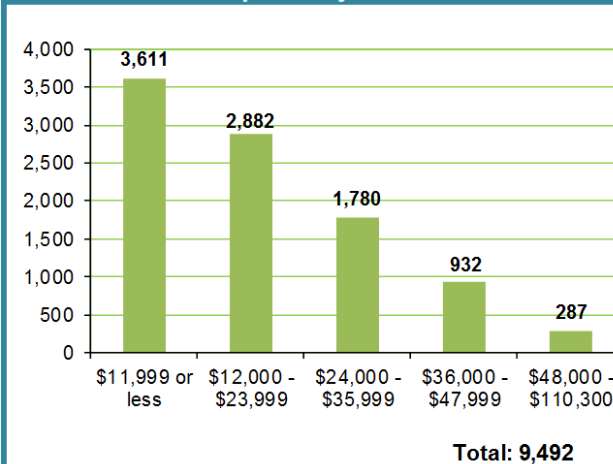
**TABLE 7b**  
Cal Grant B  
Average Student Assets by Segment

School Segment	Assets
University of California	\$294
California State University	\$229
Non-Profit Private Colleges and Universities	\$342
For-Profit Private Colleges	\$514

**TABLE 8**  
Transfer Entitlement Cal Grant B New Paid Recipients by GPA

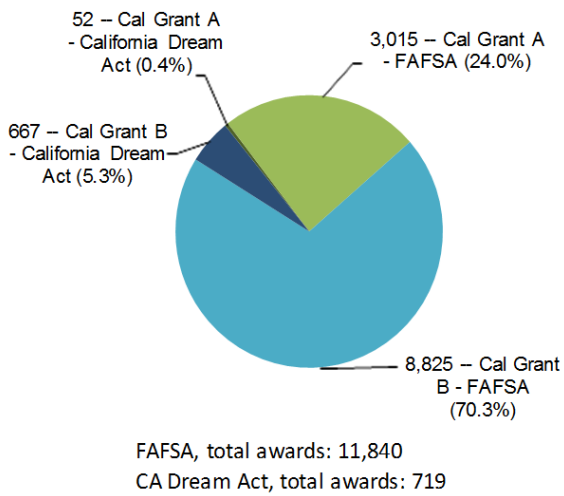


**TABLE 9**  
Transfer Entitlement Cal Grant B New Paid Recipients by Income



## About the New Paid Recipients

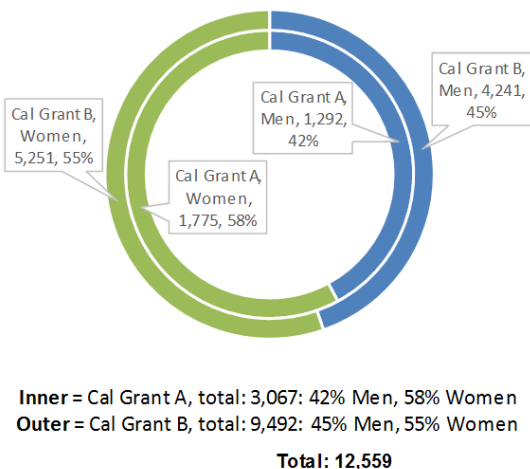
**TABLE 10**  
Transfer Entitlement Cal Grant A and B  
New Paid Recipients by Application Filed



**TABLE 11**  
Typical New Paid Recipient

	Age	Income	GPA	Family Size
<b>Cal Grant A</b>	22	\$69,067	3.29	4.1
<b>Cal Grant B</b>	23	\$18,213	3.17	2.6
<b>All (Cal Grant A &amp; B)</b>	23	\$30,632	3.20	2.9

**TABLE 12**  
Transfer Entitlement Cal Grant A and B  
New Paid Recipients by Program and Gender



## About the Applicants

Applicants must meet multiple criteria to qualify. Submitting both the Free Application for Federal Student Aid (FAFSA) or the California Dream Act Application and the Cal Grant GPA Verification Form is the first step for students to be considered for a Transfer Entitlement Cal Grant award. For the 2017-18 award year, 24,763 met this first step and were sent a Preliminary Award letter along with a Transfer Entitlement Cal Grant Certification Form that they had to complete and return. The form included the following information:

- the month and year the student graduated from high school,
- the name of the high school and the city where it is located,
- the date the student became a resident of California,
- the name of the California Community College from which the student would be transferring during the 2017-18 award year, and
- the name of the school to which the student would be transferring during the 2017-18 award year.

Of the 24,763 applicants who received a Transfer Entitlement Cal Grant Certification Form, 18,586 returned the form. Of those 18,586 who returned the form, 14,252 met the qualifications for the Transfer Entitlement Cal Grant. 1,640 or 11.5 percent of the 14,252 were randomly selected for institutions to verify that they met the program's eligibility requirements.



California Student Aid Commission  
P.O. Box 419026  
Rancho Cordova, CA 95741-9026  
[www.csac.ca.gov](http://www.csac.ca.gov)

The California Student Aid Commission is the state principal agency responsible for administering financial aid programs for students attending public and private universities, colleges, and vocational schools in California. The financial aid programs include the Cal Grant program, the Chafee Grant Program and several targeted state scholarship and loan assumption programs. The Commission also administers financial aid awareness and outreach programs, such as CalSOAP and Cash for College, in collaboration with business, private industry and community-based organizations.

# New and Renewal Transfer Entitlement Cal Grants Selected for Verification

Assembly Bill 840 (Chapter 43, Statutes of 2006) requires new Transfer Entitlement offered awardees to provide confirmation of meeting eligibility requirements. This bill also requires at least 10 percent of the new and renewal awards be randomly selected for campus-level verification that the offered awardees meet the program’s eligibility requirements before disbursing funds.

In the 2017-18 award year, 14,782 renewal offered awardees continue to be eligible for payment. Of the 14,782 offered awardees, 1,483 or 10 percent, were randomly selected for institutions to verify in the 2017-18 award year that they met the program’s eligibility requirements.

**TABLE 11**  
**Selected New Cal Grant A and B Offered Awardees by School Segment and Verification Status**

<i>University of California</i>		
Verified and Eligible for Payment	337	89%
Verified and Ineligible	3	1%
Withdrawn	40	10%
<b>Total Selected for Verification</b>	<b>380</b>	<b>100%</b>
<i>California State University</i>		
Verified and Eligible for Payment	823	78%
Verified and Ineligible	35	3%
Withdrawn	202	19%
<b>Total Selected for Verification</b>	<b>1,060</b>	<b>100%</b>
<i>Non-Profit Private Colleges and Universities</i>		
Verified and Eligible for Payment	138	85%
Verified and Ineligible	2	1%
Withdrawn	22	14%
<b>Total Selected for Verification</b>	<b>162</b>	<b>100%</b>
<i>For-Profit Private Colleges</i>		
Verified and Eligible for Payment	32	89%
Verified and Ineligible	2	5.5%
Withdrawn	2	5.5%
<b>Total Selected for Verification</b>	<b>36</b>	<b>100%</b>

**TABLE 13**  
**Selected Renewal Cal Grant A and B Offered Awardees by School Segment and Verification Status**

<i>University of California</i>		
Verified and Eligible for Payment	312	92%
Verified and Ineligible	6	2%
Pending Verification	21	6%
<b>Total Selected for Verification</b>	<b>339</b>	<b>100%</b>
<i>California State University</i>		
Verified and Eligible for Payment	808	81%
Verified and Ineligible	55	6%
Pending Verification	130	13%
<b>Total Selected for Verification</b>	<b>993</b>	<b>100%</b>
<i>Non-Profit Private Colleges and Universities</i>		
Verified and Eligible for Payment	120	87%
Verified and Ineligible	5	4%
Pending Verification	12	9%
<b>Total Selected for Verification</b>	<b>137</b>	<b>100%</b>
<i>For-Profit Private Colleges</i>		
Verified and Eligible for Payment	12	86%
Verified and Ineligible	1	7%
Pending Verification	1	7%
<b>Total Selected for Verification</b>	<b>14</b>	<b>100%</b>

**TABLE 12**  
**Selected New Cal Grant A and B Offered Awardees by Verification Status**

<i>All Segments</i>		
Verified and Eligible for Payment	1,330	81%
Verified and Ineligible	42	3%
Withdrawn	266	16%
<b>Total Selected for Verification</b>	<b>1,638</b>	<b>100%</b>

**TABLE 14**  
**Selected Renewal Cal Grant A and B Offered Awardees by Verification Status**

<i>All Segments</i>		
Verified and Eligible for Payment	1,252	84%
Verified and Ineligible	67	5%
Pending Verification	164	11%
<b>Total Selected for Verification</b>	<b>1,483</b>	<b>100%</b>