



MIDDLE CLASS SCHOLARSHIP

This document presents aggregate demographic data about the 2021-22 Middle Class Scholarship paid recipients. Total Middle Class Scholarship paid recipients: 54,989

The Middle Class Scholarship program provides eligible undergraduate students at the University of California (UC) or the California State Universities (CSU) with a scholarship amount that, combined with other publicly funded financial aid received by the student, can be up to 40 percent of the institution's mandatory system-wide tuition and fees.

Assembly Bill 94 (Chapter 50, Statutes of 2013), established the Middle Class Scholarship program for eligible students attending a UC or CSU, to be phased in over four years. The program was fully phased-in after 2018-19; the maximum award was 35% of mandatory systemwide tuition and fees for UC (\$12,570) and CSU (\$5,742). The MCS program funds are set by statute and may be amended during the fiscal budget process. The allocation for 2021-22 was approximately \$110 million.

Students who are eligible are those who complete a FAFSA or CADAA by the March 2nd deadline and meet the following criteria:

- California resident;
- Enrolled in a UC or CSU undergraduate program;
- Household income less than or equal to \$191,000; and
- Annual household asset amount of no more than \$191,000.

The maximum award amount per student ranges from 10 to 35 percent as determined by income and is offset by the student's other federal, state, or institutional aid.

The data in this report reflect the 2021-22 MCS paid recipients. Paid Recipients are those UC and CSU undergraduate students who applied for MCS awards, met statutory requirements, were offered awards, and received payment.

As of October 18, 2021, 60,896 students were offered a 2021-22 MCS award which included 11,058 at the UC and 49,838 at the CSU. Of the 60,896 offered awardees, 54,989 (90.3%) actually used their awards and became Paid Recipients. Of the 54,989, 10,510 (19%) were attending a UC and 44,479 (81%) were attending a CSU.

TABLE 1
MCS Paid Recipients by Segment

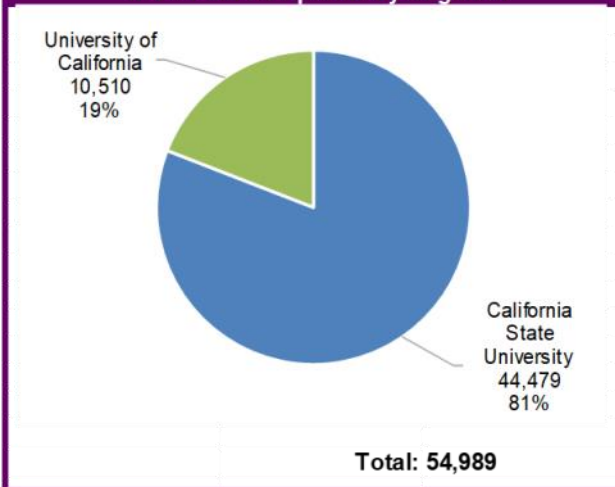
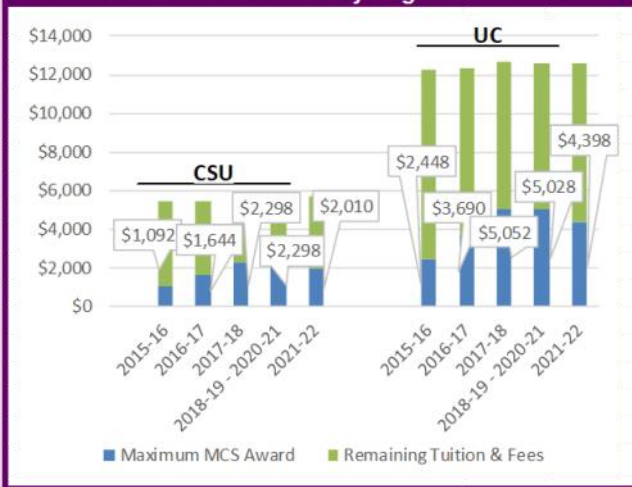


TABLE 2
Max MCS Award Phase-In by Segment Over Time



The maximum Middle Class Scholarship award at the University of California (UC) is 35 percent of mandatory system-wide tuition and fees, or \$4,398 for 2021-22. 10,510 students were paid at the UC with an average award of \$3,015. The total amount paid to UC students was \$31,688,290. The following charts include data on UC paid recipients by: dependency, assets, gender, income, education level, and age.

TABLE 3

Average UC Assets by Dependency*

Dependency	Assets
Dependent - Parent Assets	\$38,850
Independent - Student Assets	\$24,893

* Assets do not include the primary residence or retirement plans; 99 percent of new paid recipients are dependent.

TABLE 4

UC Paid Recipients by Gender

Gender	Count	Percent
Women	6,017	57.3%
Men	4,493	42.7%

TABLE 6

UC Paid Recipients by Education Level

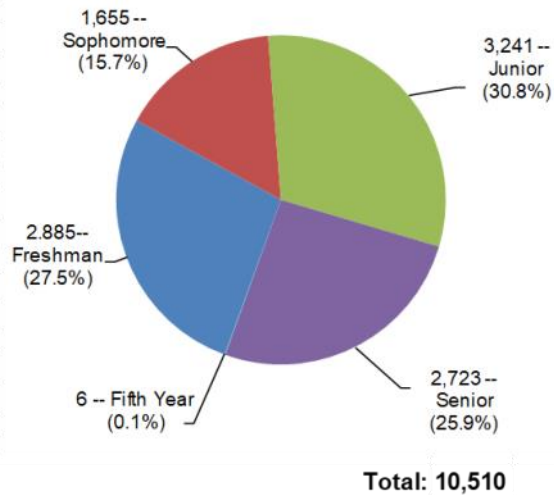


TABLE 7

UC Paid Recipients by Age

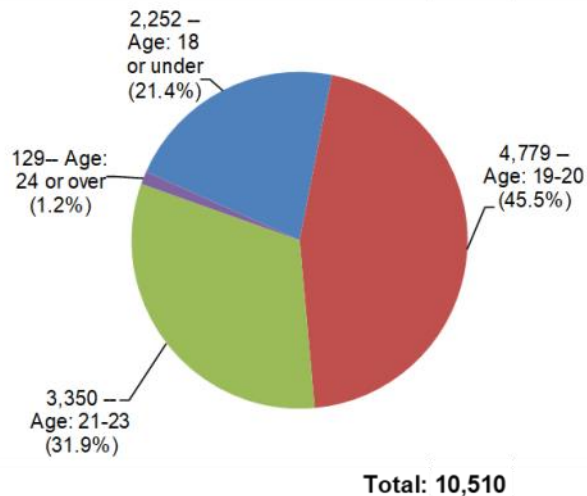
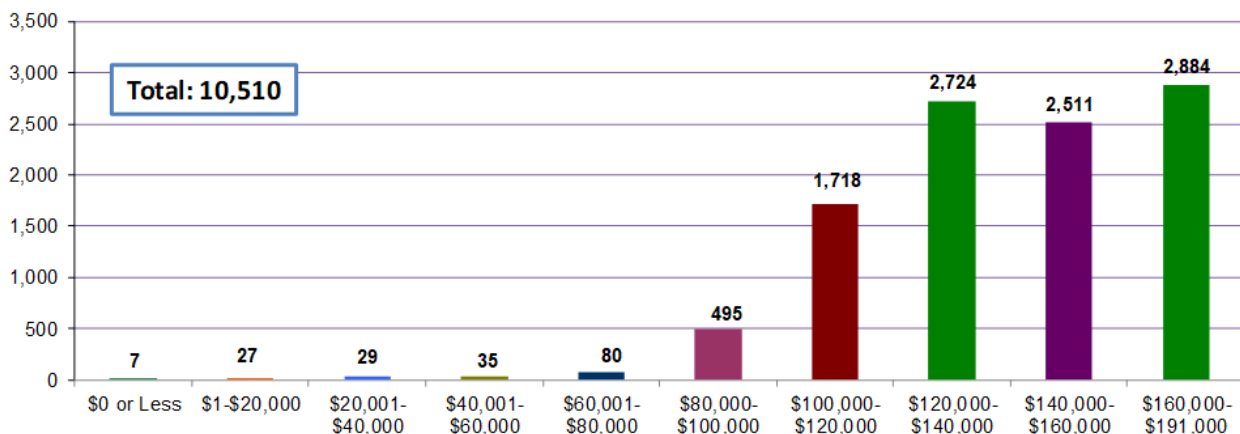


TABLE 5

University of California Paid Recipients by Income





California State University

The maximum Middle Class Scholarship award at the California State Universities (CSU) is 35 percent of mandatory system-wide tuition and fees, or \$2,010 for 2021-22. 44,479 students were paid at the CSU with an average award of \$1,654. The total amount paid to CSU students was \$73,575,431. The following charts include data on CSU paid recipients by: dependency, assets, gender, income, education level, and age.

TABLE 8

Average CSU Assets by Dependency*

Dependency	Assets
Dependent - Parent Assets	\$21,176
Independent - Student Assets	\$4,554

* Assets do not include the primary residence or retirement plans; 80 percent of new paid recipients are dependent.

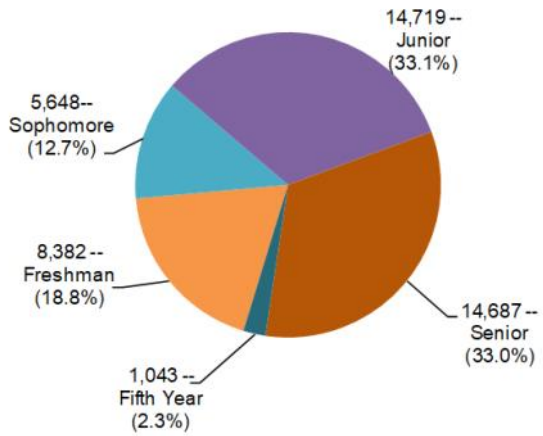
TABLE 9

CSU Paid Recipients by Gender

Gender	Count	Percent
Women	26,139	58.8%
Men	18,339	41.2%

TABLE 11

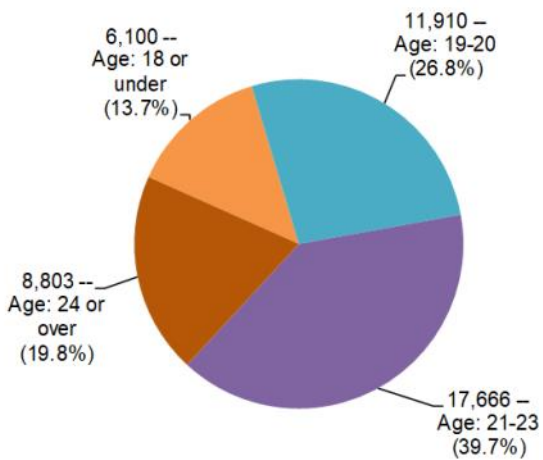
CSU Paid Recipients by Education Level



Total: 44,479

TABLE 12

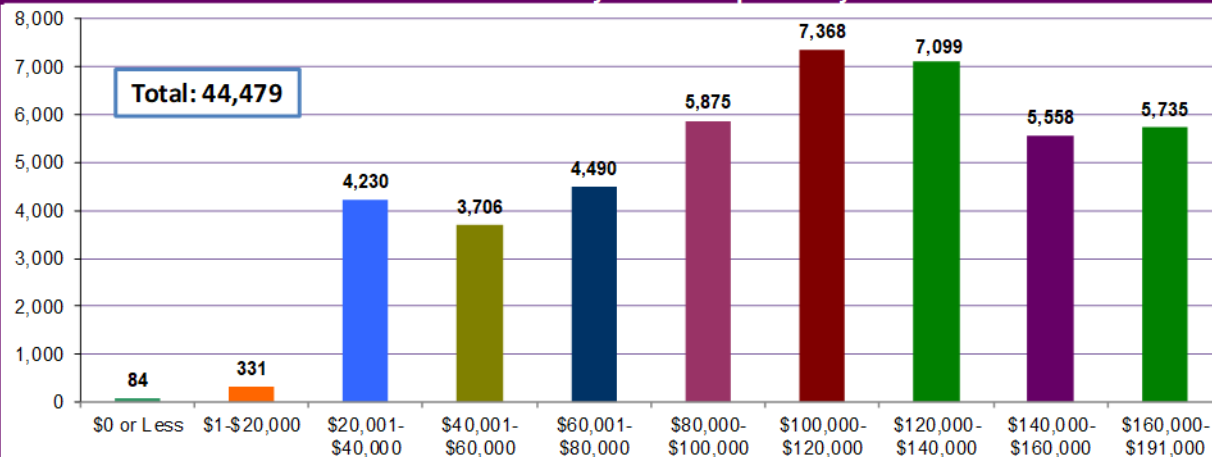
CSU Paid Recipients by Age



Total: 44,479

TABLE 10

California State University Paid Recipients by Income



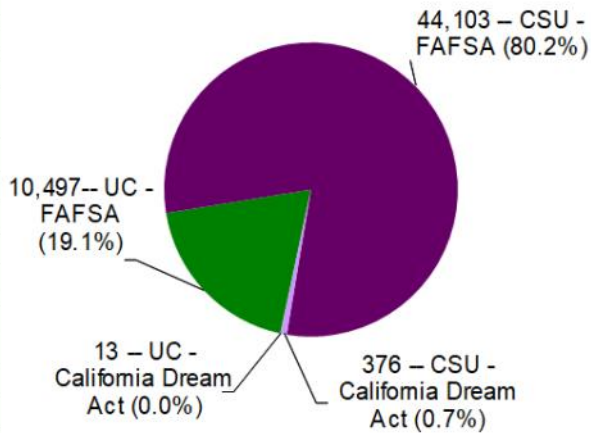
Total: 44,479

About the Paid Recipients

TABLE 13

Middle Class Scholarship

Paid Recipients by Application Filed



Dark = FAFSA, total awards: 54,600

Light = CA Dream Act, total awards: 438

Total: 54,989

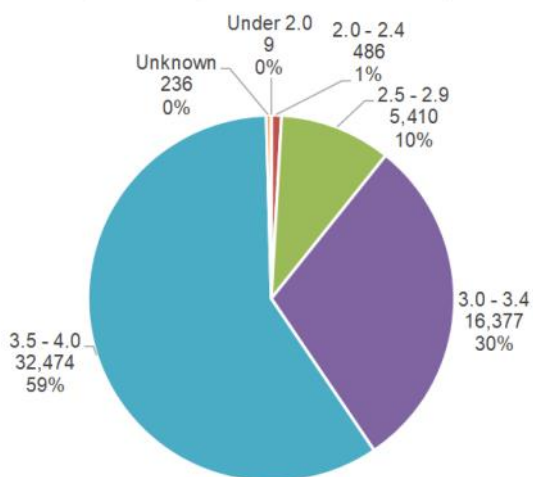
TABLE 14

Typical Middle Class Scholarship Paid Recipient

	Income	Family Size	Age
Univ. of California	\$140,755	3.8	20
California State U.	\$106,476	3.5	22
All Recipients	\$113,027	3.6	22

TABLE 15

MCS Paid Recipient by GPA



Total: 54,989

About the Applicants

Applicants must meet multiple criteria to qualify. Submitting both the Free Application for Federal Student Aid (FAFSA) or the California Dream Act Application is the first step for students to be considered for a Middle Class Scholarship award. Students must then have their enrollment confirmed by their school in order to be offered an award. Of the 379,806 applicants who were successful in these steps, 310,910 were not eligible, including: 294,502 due to other aid covering tuition and fees, 3,876 due to income exceeding the ceiling, 4,591 due to assets exceeding the ceiling, 7,349 due to not meeting the deadline, and 3,884 having insufficient remaining eligibility. The remaining 60,869 were offered a Middle Class Scholarship, and 54,989 of these became paid recipients.



CSAC
CALIFORNIA
STUDENT AID
COMMISSION

California Student Aid Commission
P.O. Box 419026
Rancho Cordova, CA 95741-9026
www.csac.ca.gov

The California Student Aid Commission is the state principal agency responsible for administering financial aid programs for students attending public and private universities, colleges, and vocational schools in California. The financial aid programs include the Cal Grant program, the Middle Class Scholarship program, the Chafee Grant Program and several targeted state scholarship and loan assumption programs. The Commission also administers financial aid awareness and outreach programs, such as CalSOAP and Cash for College, in collaboration with business, private industry and community-based organizations.