



MIDDLE CLASS SCHOLARSHIP

This document presents aggregate demographic data about the 2014-15 Middle Class Scholarship paid recipients. Total Middle Class Scholarship paid recipients: 75,821.

The Middle Class Scholarship program provides eligible undergraduate students at the University of California (UC) or the California State Universities (CSU) with a scholarship amount that, combined with other publicly funded financial aid received by the student, can be up to 40 percent of the institution’s mandatory system-wide tuition and fees.

Assembly Bill 94 (Chapter 50, Statutes of 2013), established the Middle Class Scholarship program for eligible students attending a UC or CSU, to be phased in over four years. The 2014-15 award year was the first phase-in year at 35 percent, meaning the actual maximum award was 14% of mandatory system-wide tuition and fees for UC (\$12,192) and CSU (\$5,472). The MCS program funds are set by statute and may be amended during the fiscal budget process. The allocation for 2014-15 was \$107 million.

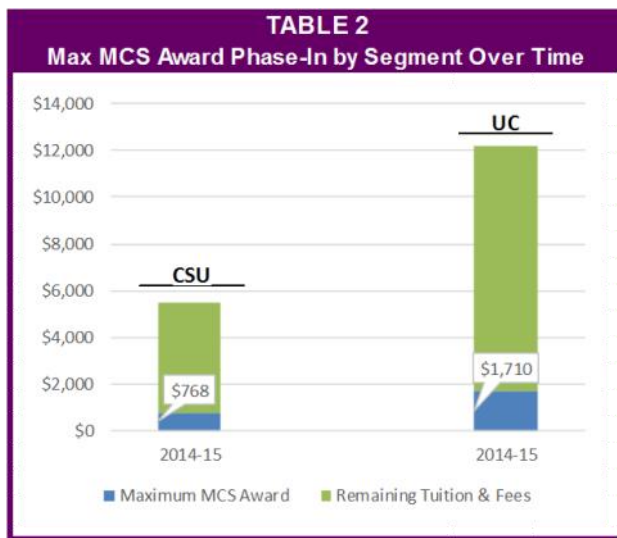
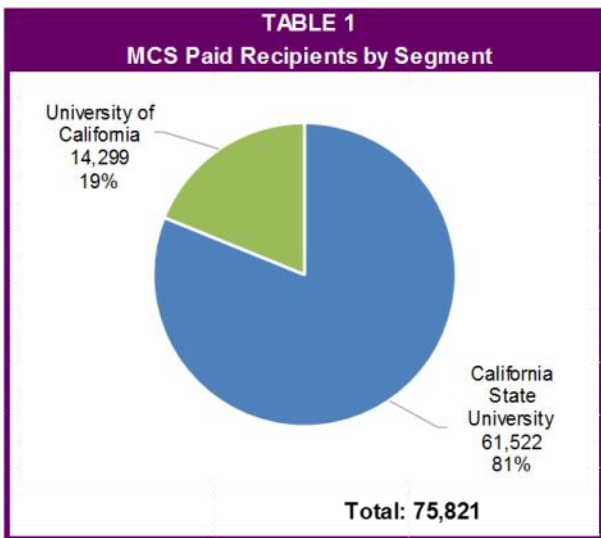
Students who are eligible are those who complete a FAFSA or CADAA by the March 2nd deadline and meet the following criteria:

- California resident;
- Enrolled in a UC or CSU undergraduate program;
- Household income less than or equal to \$150,000; and
- Annual household asset amount of no more than \$150,000.

The maximum award amount per student in 2014-15 ranges from 3.5 to 14 percent as determined by income and is offset by the student’s other federal, state, or institutional aid.

The data in this report reflect the 2014-15 MCS paid recipients. Paid Recipients are those UC and CSU undergraduate students who applied for MCS awards, met statutory requirements, were offered awards, and received payment.

For 2014-15, 78,974 students were offered MCS awards which included 16,513 at the UC and 62,461 at the CSU. Of the 78,974 offered awardees, 75,821 (96.0%) actually used their awards and became Paid Recipients. Of the 75,821, 14,299 (19%) were attending a UC and 61,522 (81%) were attending a CSU.



MCS University of California

The maximum Middle Class Scholarship award at the University of California (UC) is 40 percent of mandatory system-wide tuition and fees multiplied by the 35 percent phase-in factor, or \$1,704 for 2014-15. 14,299 students were paid at the UC with an average award of \$1,009. The total amount paid to UC students was \$14,426,137. The following charts include data on UC paid recipients by: dependency, assets, gender, income, education level, and age.

TABLE 3

Average UC Assets by Dependency*

Dependency	Assets
Dependent - Parent Assets	\$207,247
Independent - Student Assets	\$42,496

* Assets do not include the primary residence or retirement plans; 97 percent of new paid recipients are dependent.

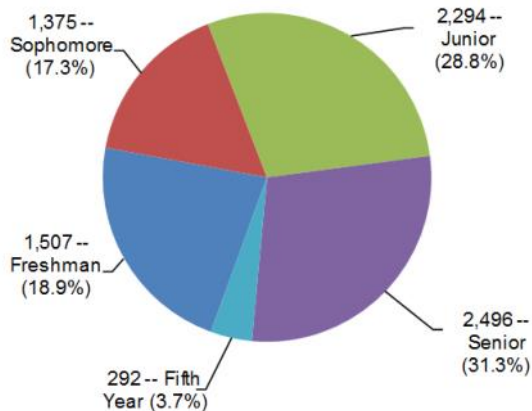
TABLE 4

UC Paid Recipients by Gender

Gender	Count	Percent
Women	7,521	52.6%
Men	6,778	47.4%

TABLE 6

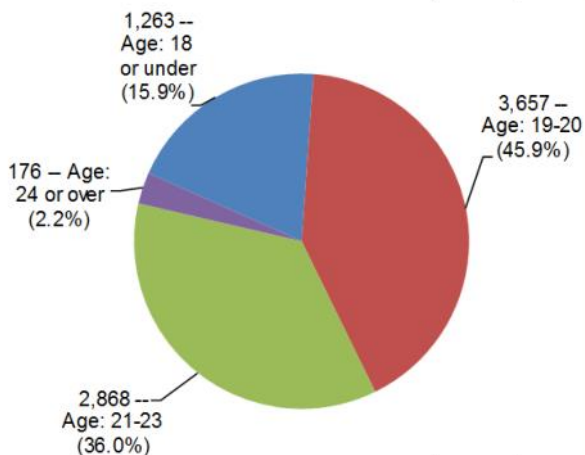
UC Paid Recipients by Education Level



Total: 14,299

TABLE 7

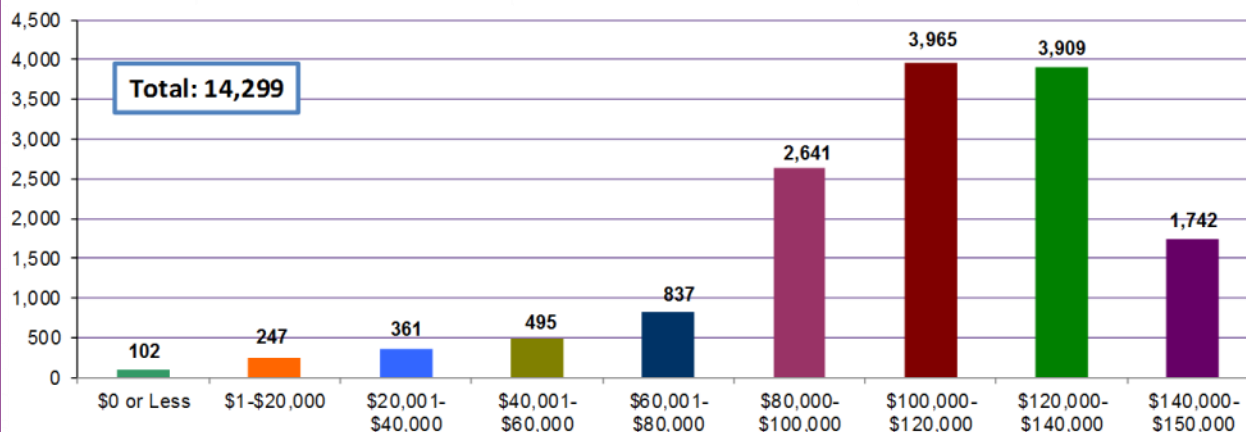
UC Paid Recipients by Age



Total: 14,299

TABLE 5

University of California Paid Recipients by Income



Total: 14,299

MCS University California State University

The maximum Middle Class Scholarship award at the California State Universities (CSU) is 40 percent of mandatory system-wide tuition and fees multiplied by the 35 percent phase-in factor, or \$768 for 2014-15. 61,522 students were paid at the CSU with an average award of \$565. The total amount paid to CSU students was \$34,767,590. The following charts include data on CSU paid recipients by: dependency, assets, gender, income, education level, and age.

TABLE 8

Average CSU Assets by Dependency*

Dependency	Assets
Dependent - Parent Assets	\$66,849
Independent - Student Assets	\$10,943

* Assets do not include the primary residence or retirement plans; 78 percent of new paid recipients are dependent.

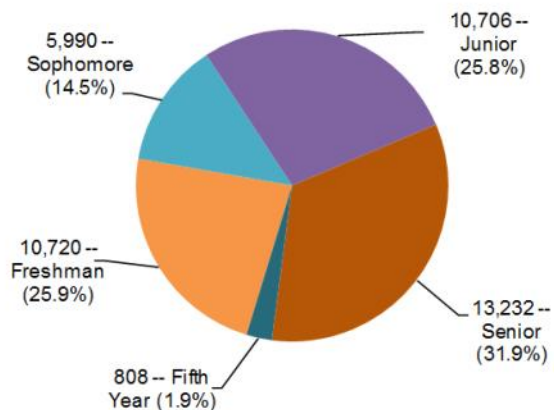
TABLE 9

CSU Paid Recipients by Gender

Gender	Count	Percent
Women	35,214	57.2%
Men	26,308	42.8%

TABLE 11

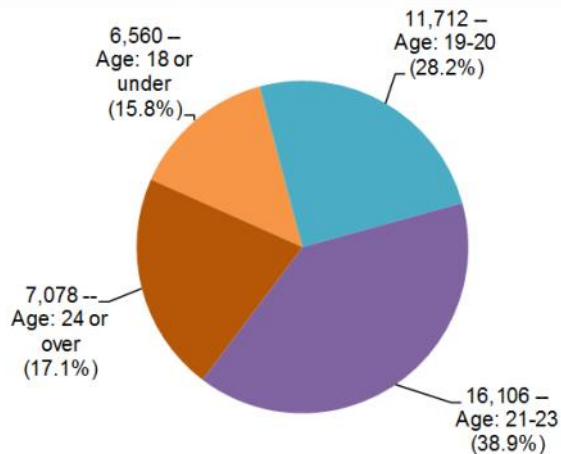
CSU Paid Recipients by Education Level



Total: 61,522

TABLE 12

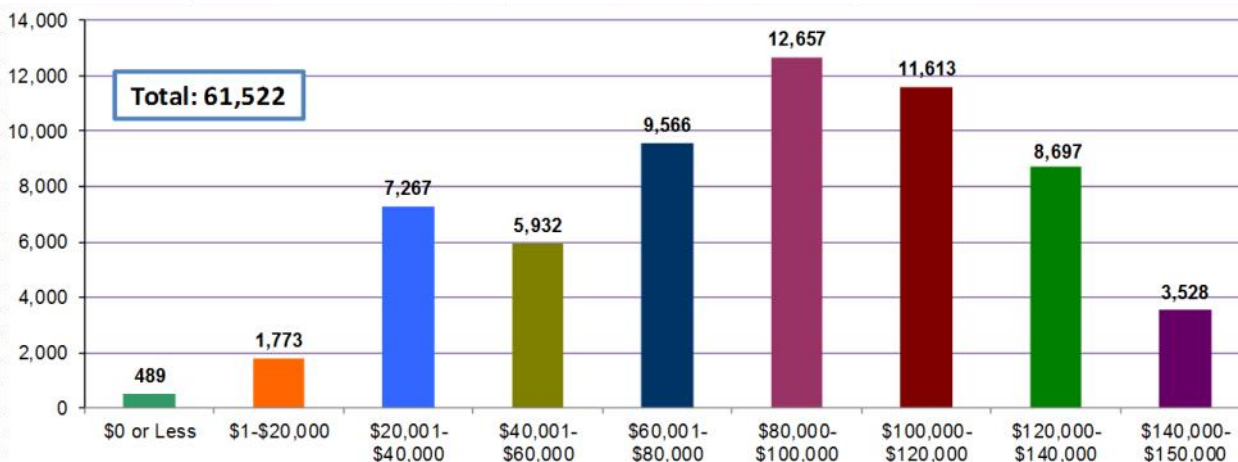
CSU Paid Recipients by Age



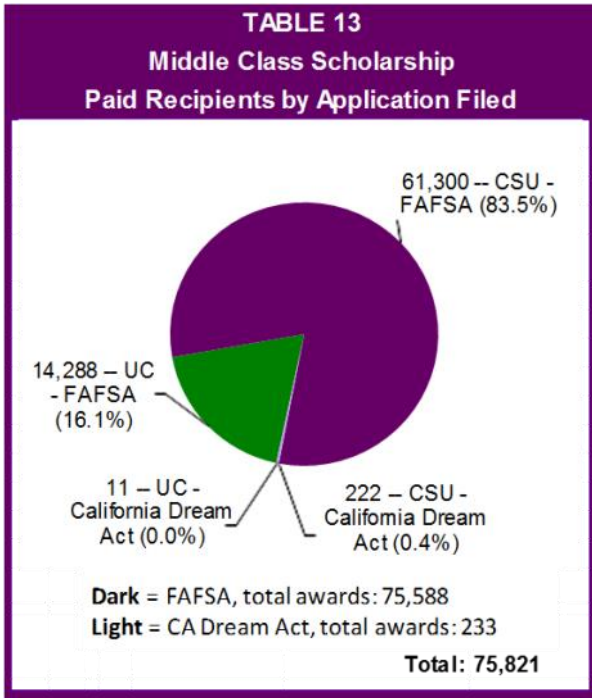
Total: 61,522

TABLE 10

California State University Paid Recipients by Income



About the Paid Recipients

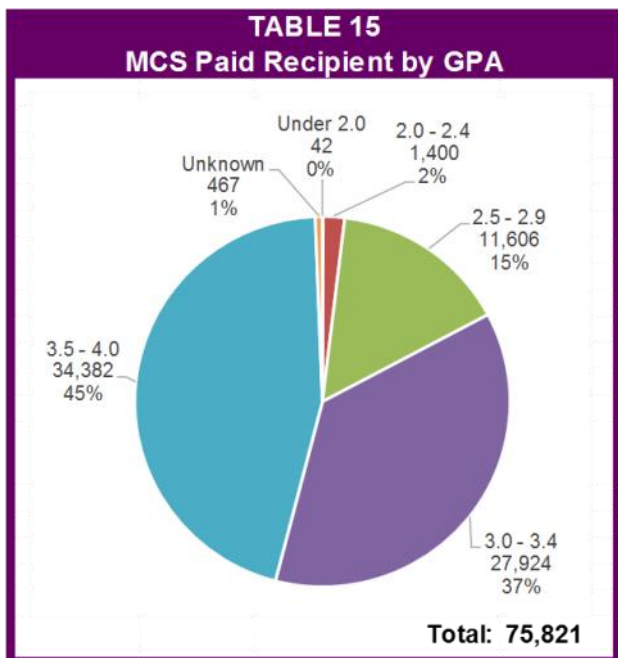


About the Applicants

Applicants must meet multiple criteria to qualify. Submitting both the Free Application for Federal Student Aid (FAFSA) or the California Dream Act Application is the first step for students to be considered for a Middle Class Scholarship award. Students must then have their enrollment confirmed by their school in order to be offered an award. Of the 432,405 applicants who were successful in these steps, 353,431 were not eligible, including: 336,861 due to other aid covering tuition and fees, 5,471 due to income exceeding the ceiling, 9,813 due to incomplete verification, and 15 due to not meeting the deadline. The remaining 78,974 were offered a Middle Class Scholarship, and 75,821 of these became paid recipients.

TABLE 14
Typical Middle Class Scholarship Paid Recipient

	Income	Family Size	Age
Univ. of California	\$107,498	3.8	20
California State U.	\$85,678	3.5	23
All Recipients	\$89,793	3.6	22



California Student Aid Commission
P.O. Box 419026
Rancho Cordova, CA 95741-9026
www.csac.ca.gov

The California Student Aid Commission is the state principal agency responsible for administering financial aid programs for students attending public and private universities, colleges, and vocational schools in California. The financial aid programs include the Cal Grant program, the Middle Class Scholarship program, the Chafee Grant Program and several targeted state scholarship and loan assumption programs. The Commission also administers financial aid awareness and outreach programs, such as CalSOAP and Cash for College, in collaboration with business, private industry and community-based organizations.