

Cal Grant Competitive Qualified Non-Recipients

Applicants must meet multiple criteria to qualify.

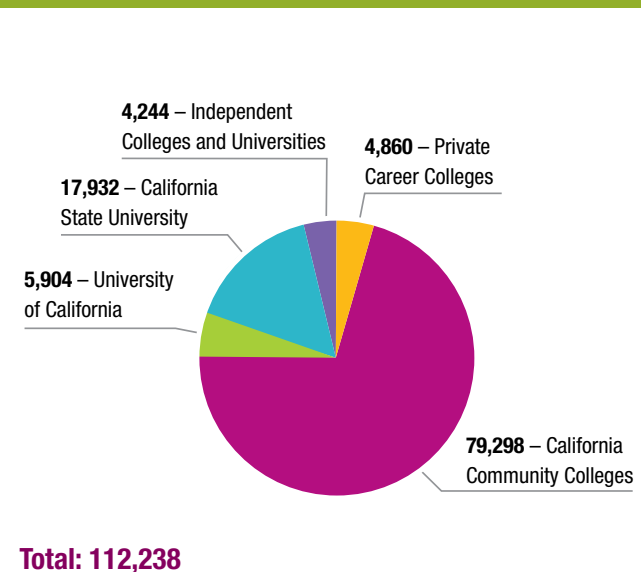
Submission of both the Free Application for Federal Student Aid and GPA Verification Form is the first step for applicants to be considered for a Competitive Cal Grant. 135,900 students were successful in meeting the financial and basic eligibility criteria. Additional eligibility criteria may include: a disadvantaged high school experience, an orphan or ward of the court, the number of family members in the applicant's household in relation to the household income, and others. Of the applicant pool, 17 percent, or about one out of six of successful applicants received awards. Over 112,000 qualified students remained unserved.

Average Student Assets by School Segment*

School Segment	Assets
California Community Colleges	\$341
University of California	\$448
California State University	\$373
Independent Colleges and Universities	\$739
Private Career Colleges	\$522

*72 percent of qualified non-recipients are independent.

Cal Grant Competitive Qualified Non-Recipients by School Segment



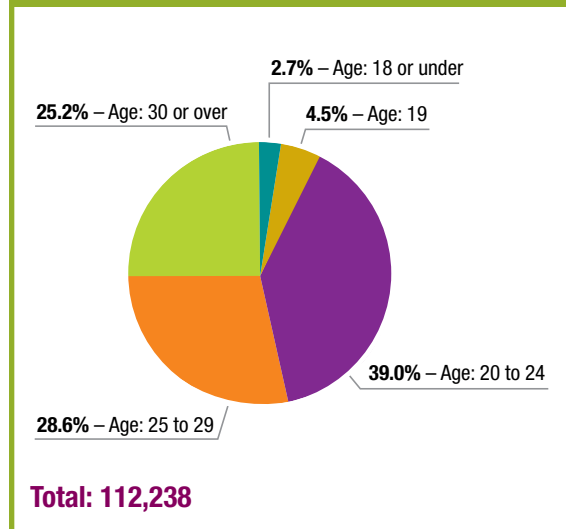
Typical Qualified Non-Recipient

Age	27
Income	\$17,749
GPA	2.91
Family Size	2.5

Qualified Non-Recipients by Gender

Men	46,122	41%
Women	66,116	59%
Total	112,238	100%

Cal Grant Competitive Qualified Non-Recipients by Age



California Student Aid Commission
 P.O. Box 419030
 Rancho Cordova, CA 95741-9030
www.csac.ca.gov

The California Student Aid Commission is the state's principal provider of intersegmental statewide grant aid to postsecondary students. Founded in 1955 as the California State Scholarship Commission, the Commission's primary programmatic responsibilities include administration of the Cal Grant program, the Chafee Grant Program and several targeted state scholarship and loan forgiveness programs. The 15-member Commission also oversees the activities of its non-profit student loan services auxiliary, EdFUND.



This document displays data about the 2005–06 Competitive grants awarded to recipients. It also includes data for students who filed on time and were financially eligible but did not receive an award (qualified non-recipients).

Cal Grant Competitive Program

Under Senate Bill 1644 (Chapter 403, Statutes of 2000), California students who do not meet the eligibility criteria for a Cal Grant Entitlement award may compete for 22,500 Competitive Cal Grant awards. These awards are not an entitlement — not “guaranteed,” as are the Cal Grant Entitlement awards. Competitive awards are limited to the statutory number. Students apply for half of these grants (11,250) by the March 2nd Cal Grant application deadline.

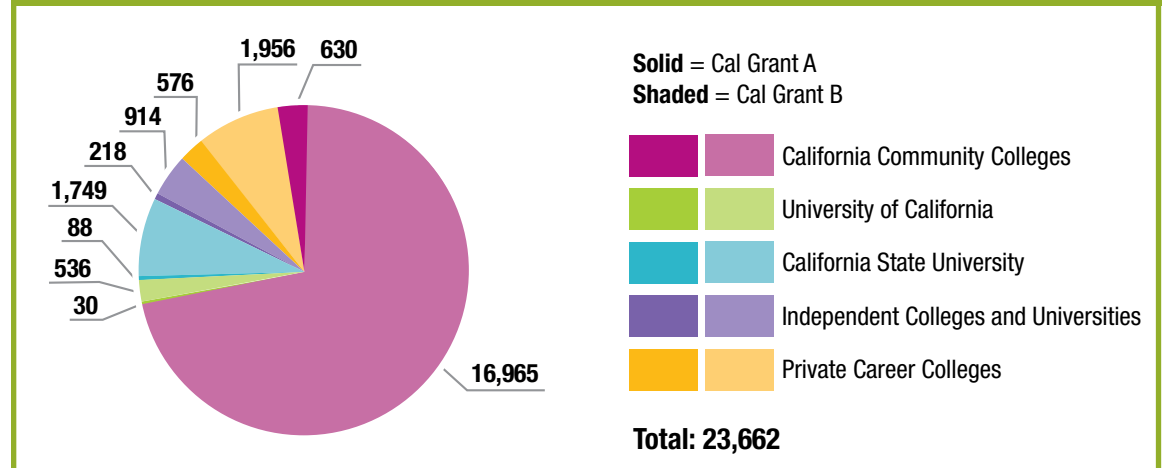
The remaining grants (11,250) are required to be set aside for the September 2nd application deadline for students attending a California Community College in the fall.

This document displays data from the 2005–06 Competitive Cal Grants awarded to students who applied by one or both deadlines and received awards or were financially eligible to receive an award (qualified non-recipients).

Typical Recipient

	March 2 nd Deadline	September 2 nd Deadline	Both Deadlines
Age	31	30	31
Income	\$14,633	\$14,884	\$14,762
GPA	3.29	3.28	3.29
Family Size	2.9	3.0	3.0

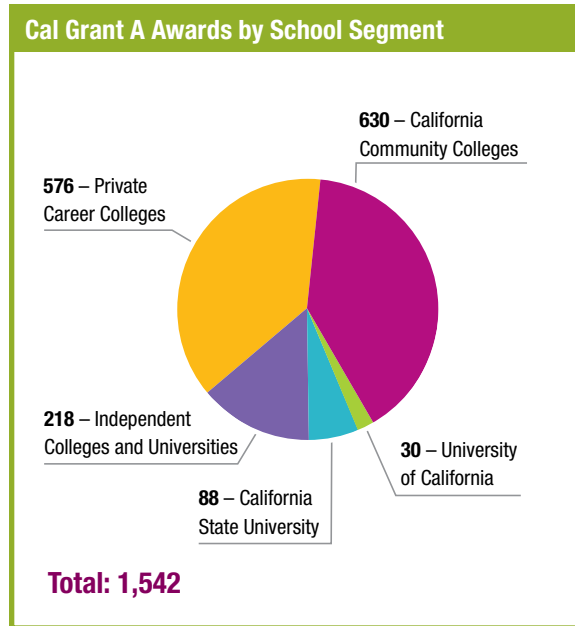
Awards by Segment



Note: The numbers in this document reflect the number of recipients notified. The number of awards funded will not exceed 22,500.

Cal Grant Competitive A

Award requirements include financial and basic eligibility and a minimum 3.0 grade point average (GPA). Cal Grant A awards provide for full systemwide fees at the California State University and the University of California, as well as tuition support at private California colleges and universities. Of these Cal Grant A awards, 1,067 were made for the March 2nd deadline, while 31 percent, or 475, awards were made for the September deadline.



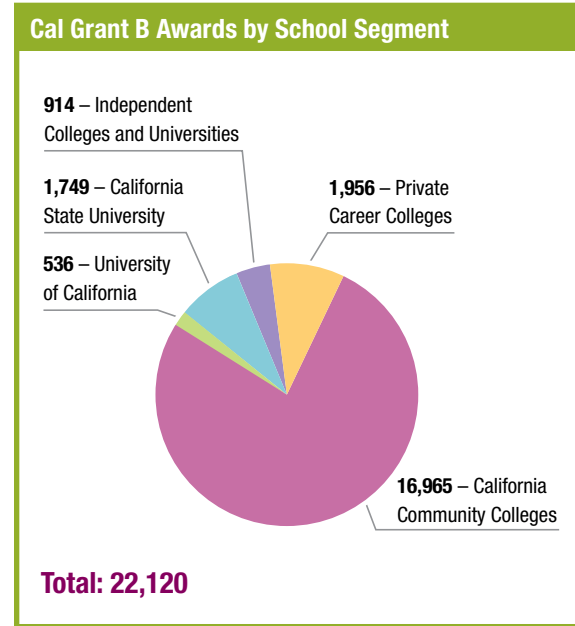
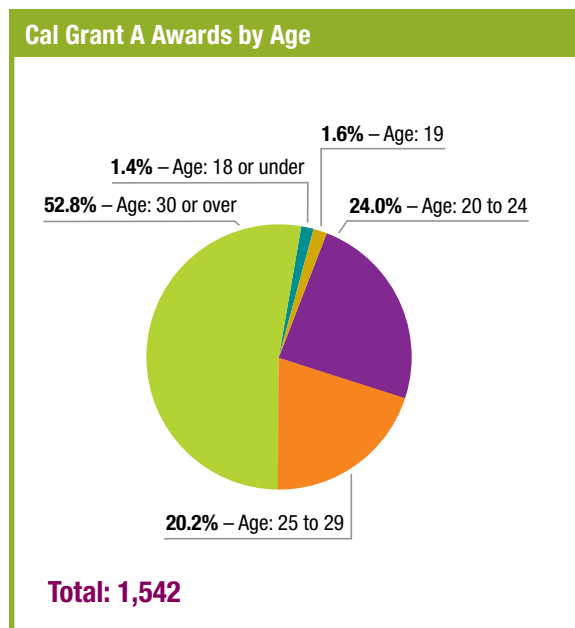
Cal Grant A Awards by Gender

Gender	Awards	Percentage
Men	341	22%
Women	1,201	78%
Total	1,542	100%

Average Student Assets by Segment*

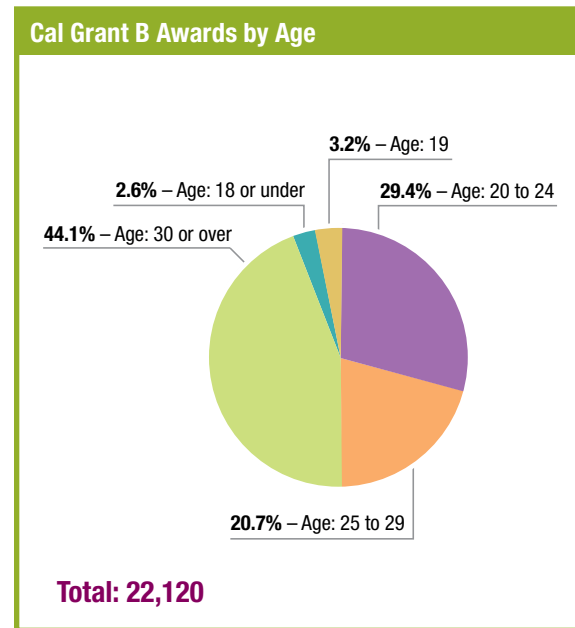
School Segment	Assets
California Community Colleges	\$929
University of California	\$357
California State University	\$1,928
Independent Colleges and Universities	\$530
Private Career Colleges	\$731

*83 percent of recipients are independent.



Cal Grant Competitive B

Award requirements include financial and basic eligibility and a minimum 2.0 GPA. Cal Grant B awards provide up to \$1,551 for books and living expenses for first-year students. Beginning with the recipient's second year of attendance, Cal Grant B awards also help pay for tuition and fees at public or private four-year colleges or other qualifying institutions. Of these Cal Grant B awards, 10,408 were made for the March 2nd deadline, while 53 percent, or 11,712, awards were made for the September deadline.



Cal Grant B Awards by Gender

Gender	Awards	Percentage
Men	5,644	26%
Women	16,476	74%
Total	22,120	100%

Average Student Assets by Segment*

School Segment	Assets
California Community Colleges	\$328
University of California	\$334
California State University	\$435
Independent Colleges and Universities	\$487
Private Career Colleges	\$266

*79 percent of recipients are independent.

