



Cal Grant

High School Entitlement Program

This document displays data about the 2013-14 High School Entitlement Cal Grant A and B new paid recipients. Total High School Entitlement new paid recipients: 81,160.

Entitlement Cal Grant A awards paid tuition and mandatory systemwide fees of up to \$12,192. Entitlement Cal Grant B awards paid \$1,473 in living expenses in the first year, and \$1,473 in living expenses and tuition and mandatory systemwide fees of up to \$12,192 beginning in the second year of eligibility.

Senate Bill 1644 (Chapter 403, Statutes of 2000), guarantees an Entitlement Cal Grant A or B award to every graduating high school senior who has financial need and who is academically eligible. This guarantee moved California closer to making college accessible and affordable for all those who wish to seek a postsecondary education.

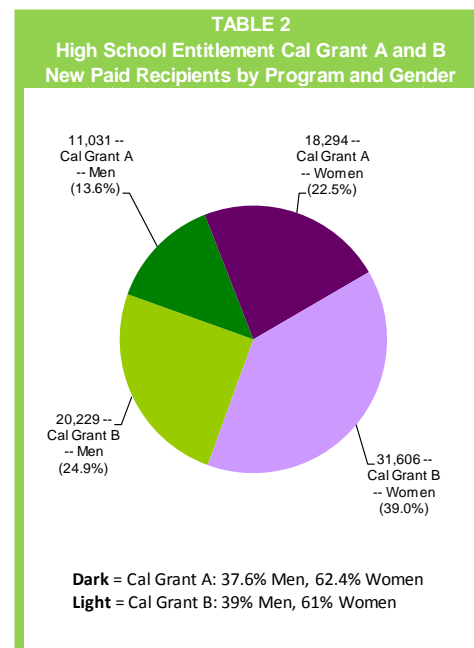
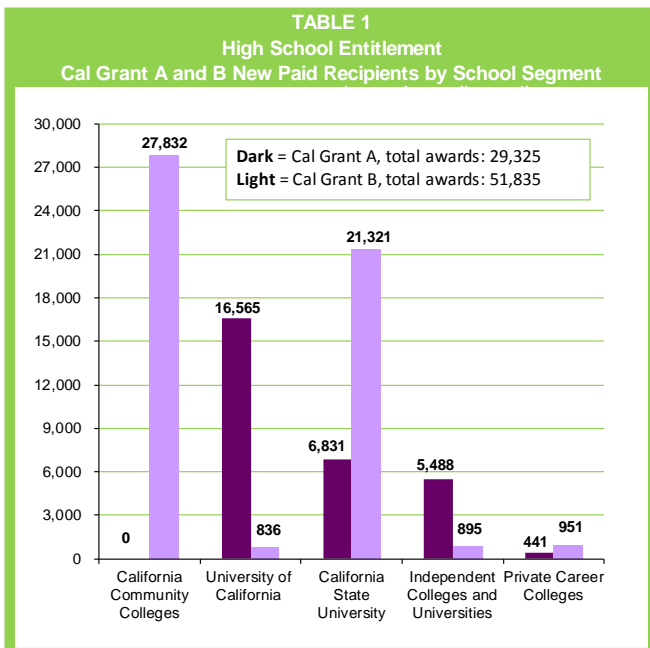
For the 2013-14 March 2nd Entitlement award application deadline, the applicant pool included recent high school graduates, as well as those who graduated in 2011-12 and did not receive a Cal Grant award. For the first time, Dream Act students who met AB 540 criteria were eligible to apply for Entitlement Cal Grant awards, as authorized by Chapter 604, Statutes of 2011, and used the newly developed California Dream Act Application to apply.

The data in this report reflect the 2013-14 High School Entitlement (Entitlement) Cal Grant A and B new paid recipients. * Paid Recipients are those who applied for Entitlement Cal Grant awards, met statutory requirements and were offered awards, attended Cal Grant participating institutions, and received payment. For 2013-14, 131,432 students were offered Entitlement Cal Grant A and B awards, of which 81,160 actually used their

awards and became Paid Recipients, including 29,325 in the Entitlement Cal Grant A program and 51,835 in the Entitlement Cal Grant B program.

Some items of note include the following:

- Nearly 95% (49,153 of 51,835) of Paid Recipients in the Entitlement Cal Grant B program, which serves the lowest-income students, attend the California Community Colleges (CCC) and the California State University (CSU) (Table 9, p. 3; Table 1, p. 1).
- The average amount of parental assets of the Entitlement Cal Grant B Paid Recipients was \$137 for those attending CCC and \$291 for those attending CSU (Table 8, p.3).
- The average income level for Entitlement Cal Grant B Paid Recipients was \$19,697, and average family size was 4.2 persons (Table 14, p. 4). Nearly 32,000, or about 62%, of the 51,835 Entitlement Cal Grant B Paid Recipients had incomes of less than \$24,000 (Table 11, p. 3). The 2014 federal poverty guideline for a family of 4 was \$23,850. (See <https://aspe.hhs.gov/2014-poverty-guidelines>.)
- Nearly 57% (16,565 of 29,325) of Paid Recipients in the Entitlement Cal Grant A program attend the University of California (UC), and UC has more than twice as many Entitlement Cal Grant A Paid Recipients as CSU (Table 4, p. 2; Table 1, p. 1).
- The participation of women (49,900) in the High School Entitlement Cal Grant A and B programs exceeds that of men (31,260) by about 19,000, or 23% (Table 2, p.1).



* Previous reports reflected those who received an offer for an award (offered awardee), not those who actually received payment (paid recipient).

Entitlement Cal Grant

A

Award requirements include financial eligibility, a minimum 3.0 grade point average (GPA) and graduation from high school in 2011-12 or 2012-13. Cal Grant A awards provide for full systemwide fees at the California State University (\$5,472) and the University of California (\$12,192), as well as tuition support at independent California colleges and universities and private for-profit institutions accredited by the Western Association of Schools and Colleges (\$9,084), and private career colleges (\$4,000). The following charts include data on High School Entitlement Cal Grant A new paid recipients by: average parental assets, school segment, GPA, income, and age.

TABLE 3

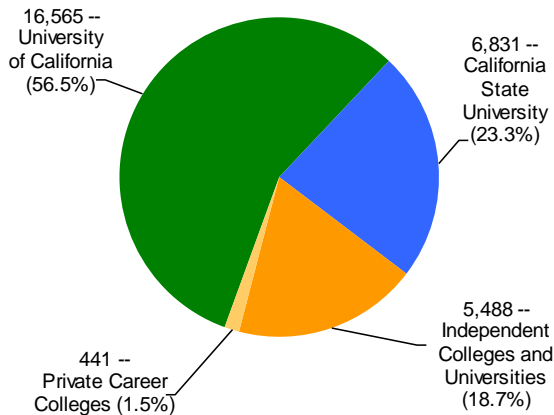
Cal Grant A Average Parental Assets by Segment*

School Segment	Assets
California Community Colleges	N/A
University of California	\$1,339
California State University	\$2,208
Independent Colleges and Universities	\$1,948
Private Career Colleges	\$316

* Assets do not include the primary residence or retirement plans; 98 percent of new paid recipients are dependent.

TABLE 4

Cal Grant A New Paid Recipients by School Segment



Total: 29,325

TABLE 5

Cal Grant A New Paid Recipients by GPA

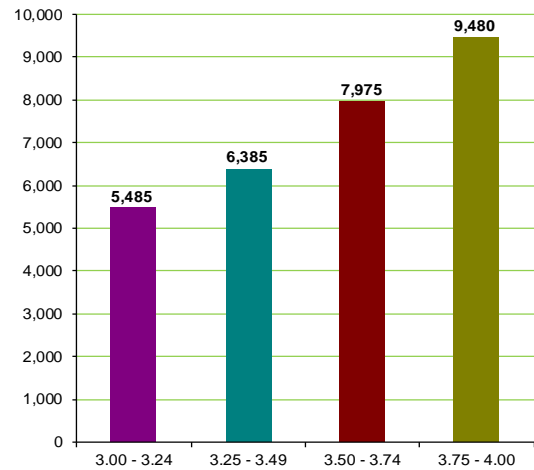


TABLE 6

Cal Grant A New Paid Recipients by Income

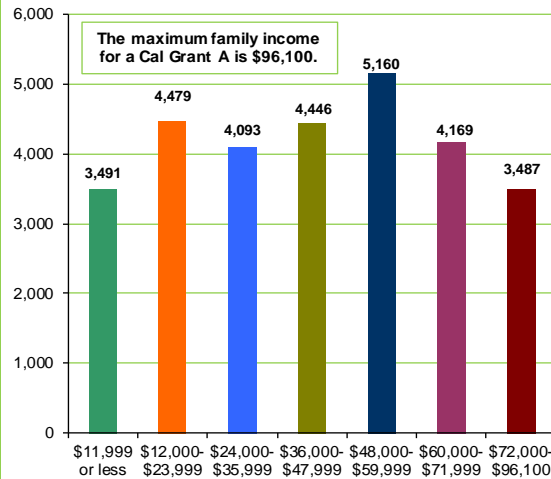
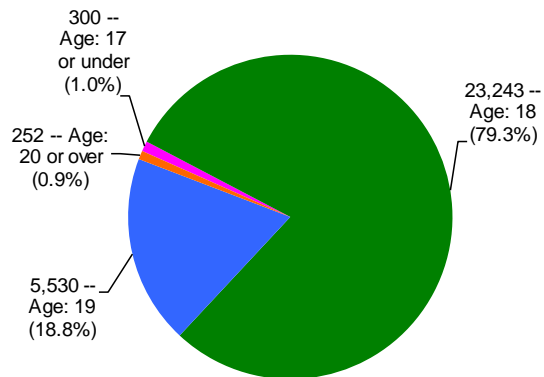


TABLE 7

Cal Grant A New Paid Recipients by Age



Total: 29,325

Entitlement Cal Grant B

Award requirements include financial eligibility, a minimum 2.0 GPA and graduation from high school in 2011-12 or 2012-13. Cal Grant B awards provide up to \$1,473 for books and living expenses for first-year students. Beginning with the recipient's second year of attendance, Cal Grant B awards also help pay for tuition and fees at public and independent four-year colleges or other qualifying institutions. The following charts include data on High School Entitlement Cal Grant B new paid recipients by: average parental assets, school segment, GPA, income, and age.

TABLE 8

Cal Grant B Average Parental Assets by Segment*

School Segment	Assets
California Community Colleges	\$137
University of California	\$1,065
California State University	\$291
Independent Colleges and Universities	\$1,280
Private Career Colleges	\$241

* Assets do not include the primary residence or retirement plans; 93 percent of new paid recipients are dependent.

TABLE 9

Cal Grant B New Paid Recipients by School Segment

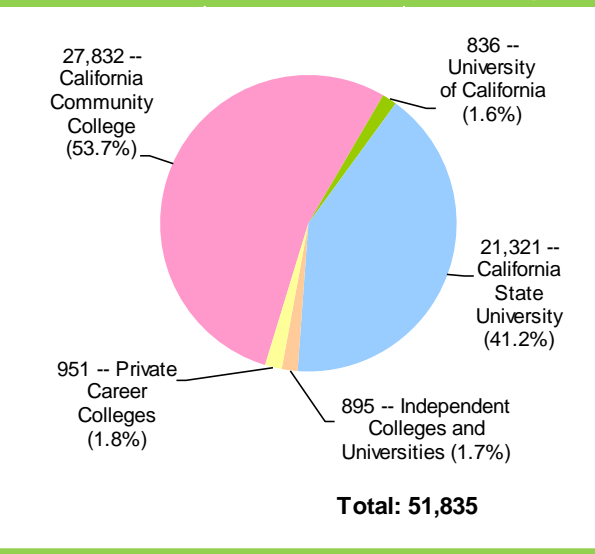


TABLE 10

Cal Grant B New Paid Recipients by GPA

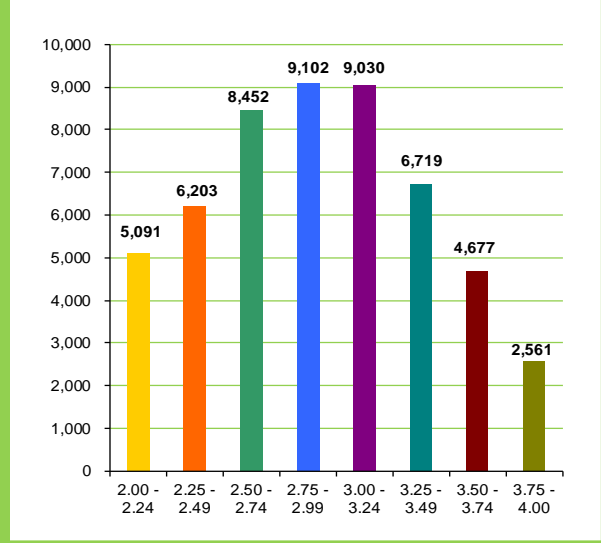


TABLE 11

Cal Grant B New Paid Recipients by Income

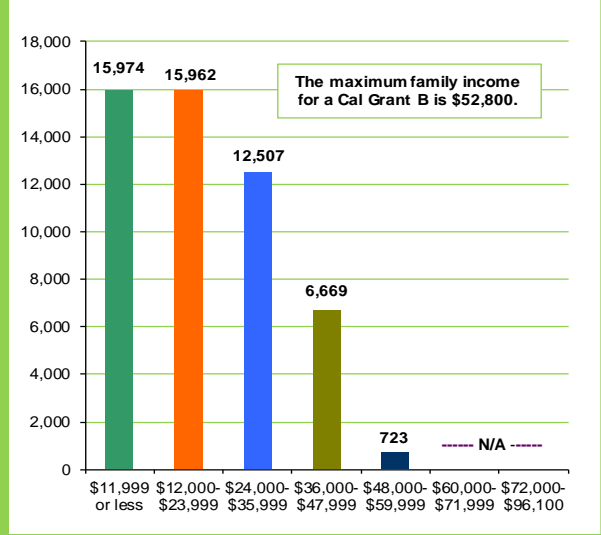
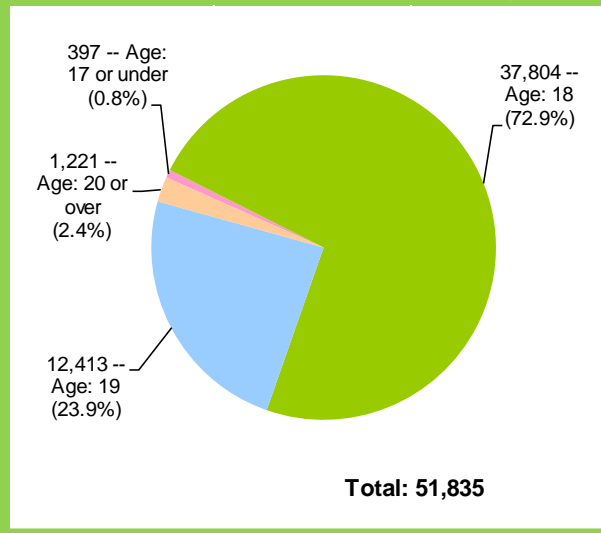


TABLE 12

Cal Grant B New Paid Recipients by Age



About the New Paid Recipients

TABLE 13

High School Entitlement Cal Grant A and B New Paid Recipients by Application Filed

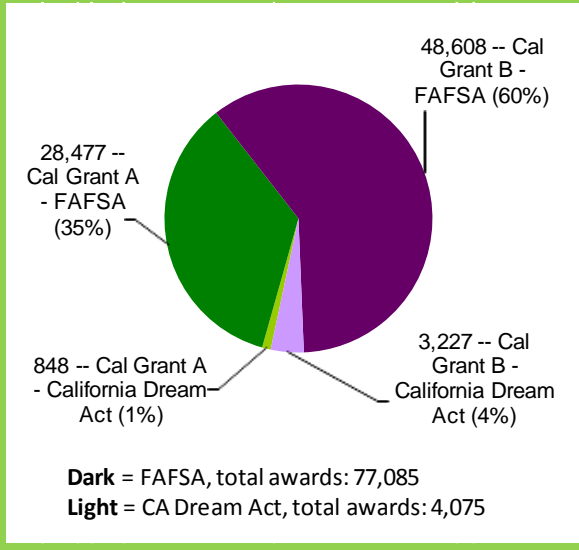


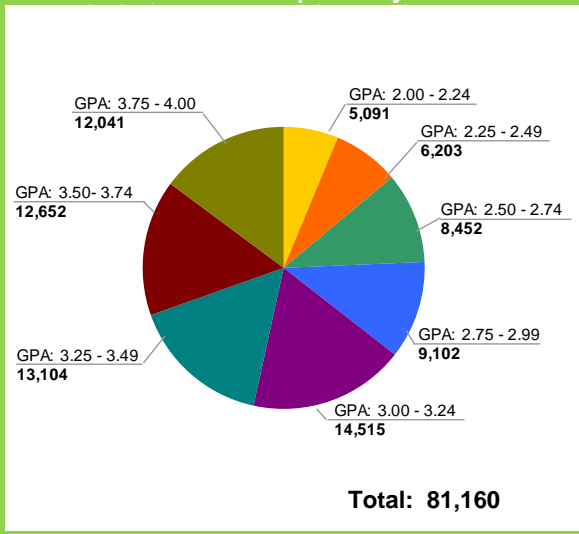
TABLE 14

Typical New Paid Recipient

	Income	GPA	Family Size
Cal Grant A	\$42,086	3.56	4.2
Cal Grant B	\$19,697	2.91	4.2
All (Cal Grant A & B)	\$27,787	3.15	4.2

TABLE 15

High School Entitlement Cal Grant A and B New Paid Recipients by GPA



About the Applicants

Applicants must meet multiple criteria to qualify. Submitting both the Free Application for Federal Student Aid (FAFSA) or the California Dream Act Application and the Cal Grant GPA Verification Form is the first step for students to be considered for a High School Entitlement award. Of the 213,345 students who were successful in completing this first step, 27,800 did not qualify for various reasons. Examples of these reasons include: neglecting to indicate they were a California resident at the time of high school graduation, mistakenly indicating they had already graduated with a bachelor's degree, and not listing a California school seeking to participate in the Cal Grant Program on the FAFSA. These applicants were given the opportunity to correct their application and receive a High School Entitlement award. The remaining 185,545 applicants were matched against the program's financial criteria, with 131,432 offered a High School Entitlement Cal Grant. Of the 131,432 offered awardees, 81,160 attended an eligible Cal Grant participating institution and became Paid Recipients, including 29,325 in the Entitlement Cal Grant A program and 51,835 in the Entitlement Cal Grant B program.



California Student Aid Commission
P.O. Box 419026
Rancho Cordova, CA 95741-9026
www.csac.ca.gov

The California Student Aid Commission is the state principal agency responsible for administering financial aid programs for students attending public and private universities, colleges, and vocational schools in California. The financial aid programs include the Cal Grant program, the Chafee Grant Program and several targeted state scholarship and loan assumption programs. The Commission also administers financial aid awareness and outreach programs, such as Cal-SOAP and Cash for College, in collaboration with business, private industry and community-based organizations.