



FAFSA Graduation Requirement

College Affordability Conference 2020



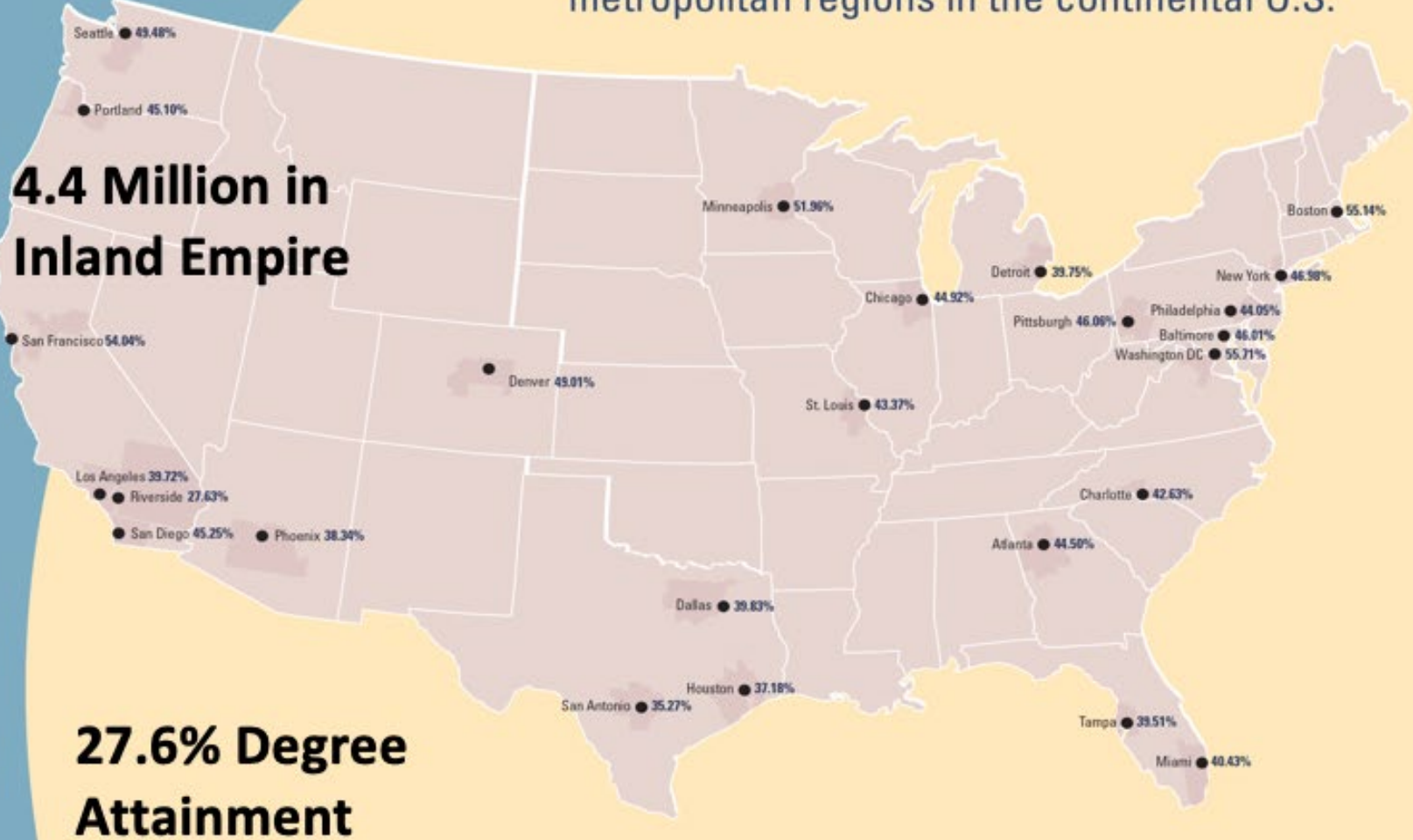
Rank by population

1	New York, N.Y./Newark-Jersey City, N.J.	20.1 million
2	Los Angeles-Long Beach-Anaheim, Calif.	13.3 million
3	Chicago-Naperville-Elgin, Ill.	9.6 million
4	Dallas-Fort Worth-Arlington, Texas	7.0 million
5	Houston-The Woodlands-Sugar Land, Texas	6.5 million
6	Philadelphia, Pa./Camden, N.J./Wilmington, Del.	6.1 million
7	Washington, D.C./Arlington-Alexandria, Va.	6.0 million
8	Miami-Fort Lauderdale-West Palm Beach, Fla.	5.9 million
9	Atlanta-Sandy Springs-Roswell, Ga.	5.6 million
10	Boston-Cambridge-Newton, Mass.	4.7 million
11	San Francisco-Oakland-Hayward, Calif.	4.6 million
12	Phoenix-Mesa-Scottsdale, Ariz.	4.5 million
13	Riverside-San Bernardino-Ontario, Calif.	4.4 million
14	Detroit-Warren-Dearborn, Mich.	4.3 million
15	Seattle-Tacoma-Bellevue, Wash.	3.7 million
16	Minneapolis-St. Paul-Bloomington, Minn.	3.5 million
17	San Diego-Carlsbad, Calif.	3.3 million
18	Tampa-St. Petersburg-Clearwater, Fla.	2.9 million
19	St. Louis, Mo.	2.8 million
20	Baltimore-Columbia-Towson, Md.	2.8 million
21	Denver-Aurora-Lakewood, Colo.	2.8 million
22	Charlotte-Concord-Gastonia, N.C.	2.4 million
23	Pittsburgh, Pa.	2.4 million
24	Portland-Hillsboro, Ore./Vancouver, Wash.	2.3 million
25	San Antonio-New Braunfels, Texas	2.3 million

Rank by degree attainment

1	Washington, D.C./Arlington-Alexandria, Va.	55.71%
2	Boston-Cambridge-Newton, Mass.	55.14%
3	San Francisco-Oakland-Hayward, Calif.	54.04%
4	Minneapolis-St. Paul-Bloomington, Minn.	51.96%
5	Seattle-Tacoma-Bellevue, Wash.	49.48%
6	Denver-Aurora-Lakewood, Colo.	49.01%
7	New York, N.Y./Newark-Jersey City, N.J.	46.98%
8	Pittsburgh, Pa.	46.06%
9	Baltimore-Columbia-Towson, Md.	46.01%
10	San Diego-Carlsbad, Calif.	45.25%
11	Portland-Hillsboro, Ore./Vancouver, Wash.	45.10%
12	Chicago-Naperville-Elgin, Ill.	44.92%
13	Atlanta-Sandy Springs-Roswell, Ga.	44.50%
14	Philadelphia, Pa./Camden, N.J./Wilmington, Del.	44.05%
15	St. Louis, Mo.	43.37%
16	Charlotte-Concord-Gastonia, N.C.	42.63%
17	Miami-Fort Lauderdale-West Palm Beach, Fla.	40.43%
18	Dallas-Fort Worth-Arlington, Texas	39.83%
19	Detroit-Warren-Dearborn, Mich.	39.75%
20	Los Angeles-Long Beach-Anaheim, Calif.	39.72%
21	Tampa-St. Petersburg-Clearwater, Fla.	39.51%
22	Phoenix-Mesa-Scottsdale, Ariz.	38.34%
23	Houston-The Woodlands-Sugar Land, Texas	37.18%
24	San Antonio-New Braunfels, Texas	35.27%
25	Riverside-San Bernardino-Ontario, Calif.	27.63%

Degree attainment in the 25 most populous metropolitan regions in the continental U.S.



Note: This map denotes Metropolitan Statistical Areas (MSAs). The term MSA refers to a large population nucleus, together with adjacent communities having a high degree of social and economic integration with that core. MSAs comprise one or more entire counties, except in New England, where cities and towns are the basic geographic units. The federal Office of Management and Budget defines MSAs for purposes of collecting, tabulating and publishing federal data. These definitions result from applying published standards to Census Bureau data.

Why FAFSA/California Dream Act?

The four urban areas with the ***highest*** proportion of adults with postsecondary degrees:

Boston 54%
San Francisco 53%
Minneapolis 51%
Seattle 48%

The four urban areas with the ***lowest*** proportion of adults with postsecondary Degrees:

Houston 36%

Phoenix 38%

Tampa 38%

Riverside-San Bernardino 27%



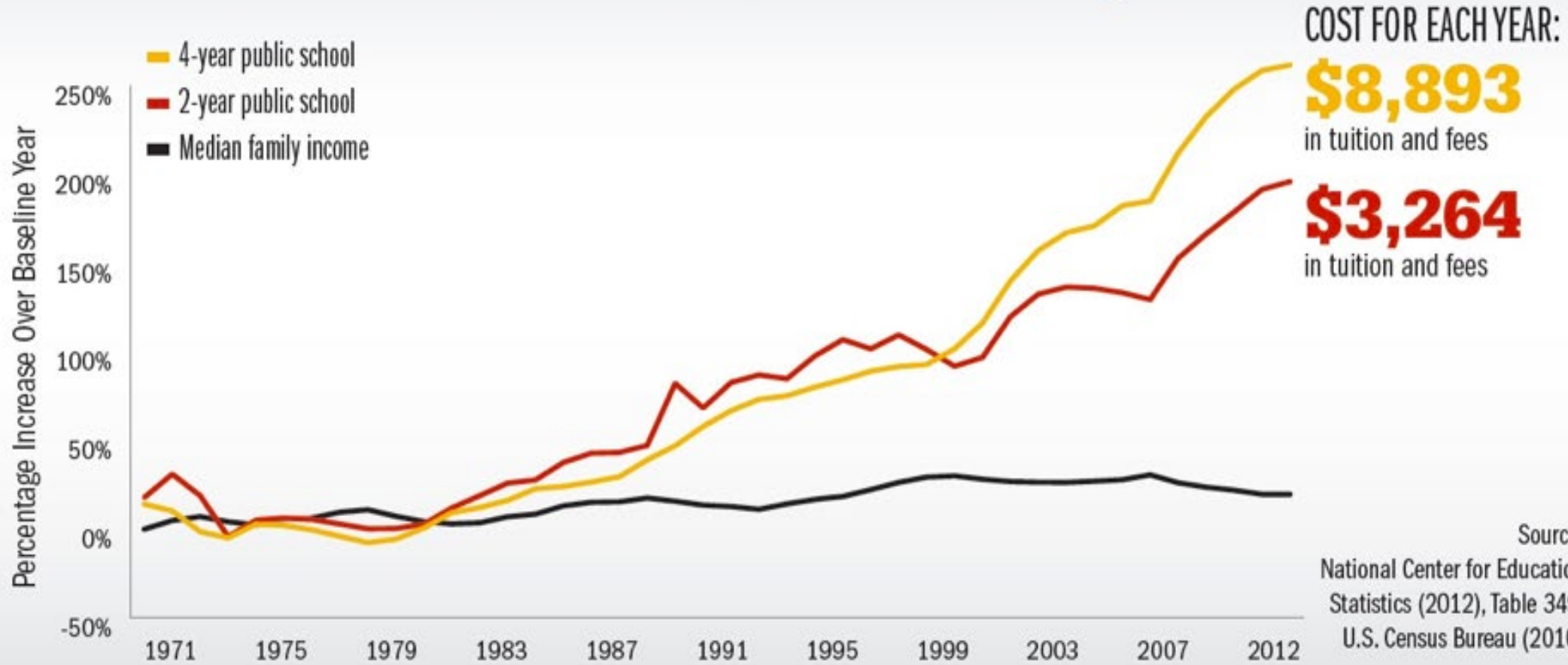
Conservative estimates show that in the State of California, **\$500,000,000** is never claimed as a result of qualified students **not submitting their FAFSA.**

- **Cost** is the reason most often cited by qualified students for choosing **not to go to college**, yet many students never apply for aid.
- More than **80%** of qualified students who do not enroll in college, cited that its **cost** and the need for financial aid was a **key barrier**.

Students who fill out a FAFSA have **72% higher odds** of persisting than their peers who do not file. **Lower income students have a 122% higher odds** of persisting than their low-income peers who do not file a FAFSA.

EdTrust

THEN AND NOW: Cost of tuition vs. median family income





CALIFORNIA DEPARTMENT OF EDUCATION

NEWS RELEASE

TOM TORLAKSON

State Superintendent
of Public Instruction

Release: #17-77

October 18, 2017

Contact: Robert Oakes

E-mail: communications@cde.ca.gov

Phone: 916-319-0818

State Schools Chief Tom Torlakson Encourages High School Seniors to Join the "Race to Submit" for College Financial Aid

SACRAMENTO— State Superintendent of Public Instruction Tom Torlakson today encouraged all California high school seniors to fill out applications for college financial aid and also to join the "Race to Submit," which aims to increase the number of students applying for college financial aid.

The California Student Aid Commission oversees the competition, which urges high school seniors and their families to fill out the federal Free Application for Federal Student Aid (FAFSA) and California Dream Act Application (CADAA).

"As a longtime runner, coach and high school teacher, I know an important race when I see one," Torlakson said. "Filling out these financial aid applications is the first step towards college success and helps students qualify for federal, state, and campus-based financial aid."

"The Race to Submit Campaign is a friendly competition to help more graduating high school seniors access the more than \$6 billion in free financial aid available in California," said Lupita Cortez Alcalá, Executive Director of the California Student Aid Commission (CSAC).

Letter Sent to All
Superintendents
in California
Encouraging the
Adoption of Race
to Submit
Strategies



IN CALIFORNIA AB 2015 WAS SIGNED BY GOVERNOR BROWN ON SEPTEMBER 19, 2018



Assembly Bill No. 2015

CHAPTER 533

An act to add Section 51225.8 to the Education Code, relating to pupil instruction.

[Approved by Governor September 19, 2018. Filed with Secretary of State September 19, 2018.]

LEGISLATIVE COUNSEL'S DIGEST

AB 2015, Reyes. Pupil instruction: information about completion of applications for student financial aid.

(1) Existing law establishes a system of public elementary and secondary schools pursuant to which local educational agencies, including school districts and charter schools throughout the state, provide instruction to pupils in kindergarten and grades 1 to 12, inclusive.

This bill would require, commencing with the 2020–21 school year, the governing board of a school district and the governing body of a charter school, as appropriate, to ensure that each of its pupils receives information on how to properly complete and submit the Free Application for Federal Student Aid (FAFSA) or the California Dream Act Application, as appropriate, at least once before the pupil enters grade 12. The bill would provide that the manner in which information is provided pursuant to the bill would be at the discretion of the governing board of the school district or the governing body of the charter school, as appropriate. The bill would specify several types of material that would be required to be provided under the bill. The bill would require the governing boards of school districts and the governing bodies of charter schools to ensure that a paper copy of the FAFSA or the California Dream Act Application is provided to a pupil upon the request of that pupil or upon request of a parent or guardian of that pupil. The bill would also require the governing boards of school districts and the governing bodies of charter schools to ensure that any information shared by parents, guardians, and pupils pursuant to the bill is handled according to applicable state and federal privacy laws and regulations.

Because the bill would impose new duties on school districts and charter schools, it would constitute a state-mandated local program.

(2) The California Constitution requires the state to reimburse local agencies and school districts for certain costs mandated by the state. Statutory provisions establish procedures for making that reimbursement.



This bill would require, commencing with the 2020 –21 school year, the governing board of a school district and the governing body of a charter school, as appropriate, to ensure that each of its pupils receives information on how to properly complete and submit the Free Application for Federal Student Aid (FAFSA) or the California Dream Act Application, as appropriate, at least once before the pupil enters grade 12.

Riverside County, California

#1 in Graduation Rate and Lowest Dropout Rate in California

- #1 in graduation rate among the 10 largest counties in California
- Among the state's largest counties, Riverside County is only county to achieve graduation rate above 90% (CA graduation rate is 84.5%)
- 90.1% of the students who started high school in 2015 in Riverside County (30,101 out of 33,422) graduated with their class in 2019
- #1 in lowest dropout rates among the 10 largest counties in California
- Among the state's largest counties, Riverside County is the only county to drive the dropout rate below 5% (CA drop out rate is 9%)

College Going Rates Riverside County

Class of:	Number of Students Enrolled in Fall after Graduation	Total Number of Additional Students from Baseline in 2013
2014	15,827	+761
2015	16,300	+1,234
2016	17,023	+1,957
2017	17,485	+2,419
2018	18,274	+3,208
2019	18,391	+3,325

Data Source: National Student Clearinghouse <https://www.studentclearinghouse.org/academy/>


BRIGHT SPOT:

Val Verde Unified School District

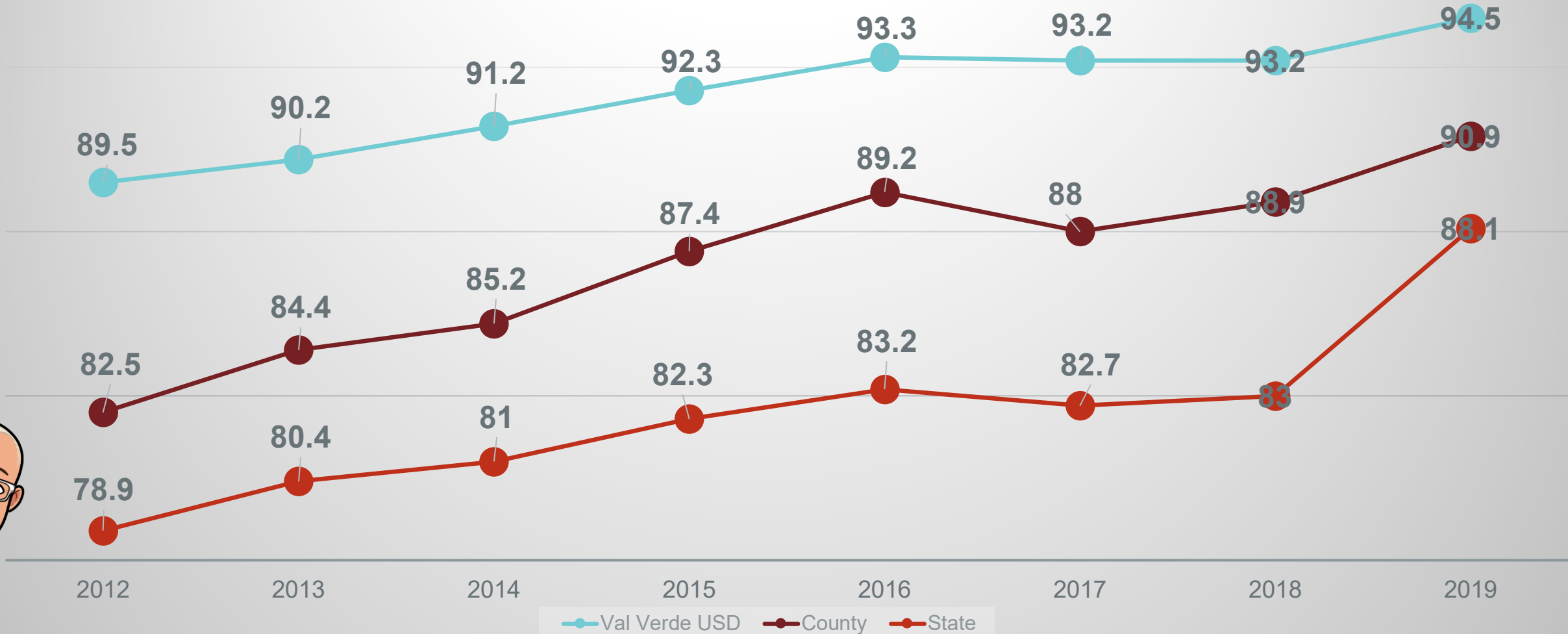
When Val Verde Unified School District found that low-income students were not completing and submitting financial aid applications, it made financial aid application completion a graduation requirement in 2017.

In the first year of implementation alone, Free Application for Federal Student/California Dream Act Application completion increased 14% points from 69% to 83% with no adverse impact on high school graduation rates.⁶





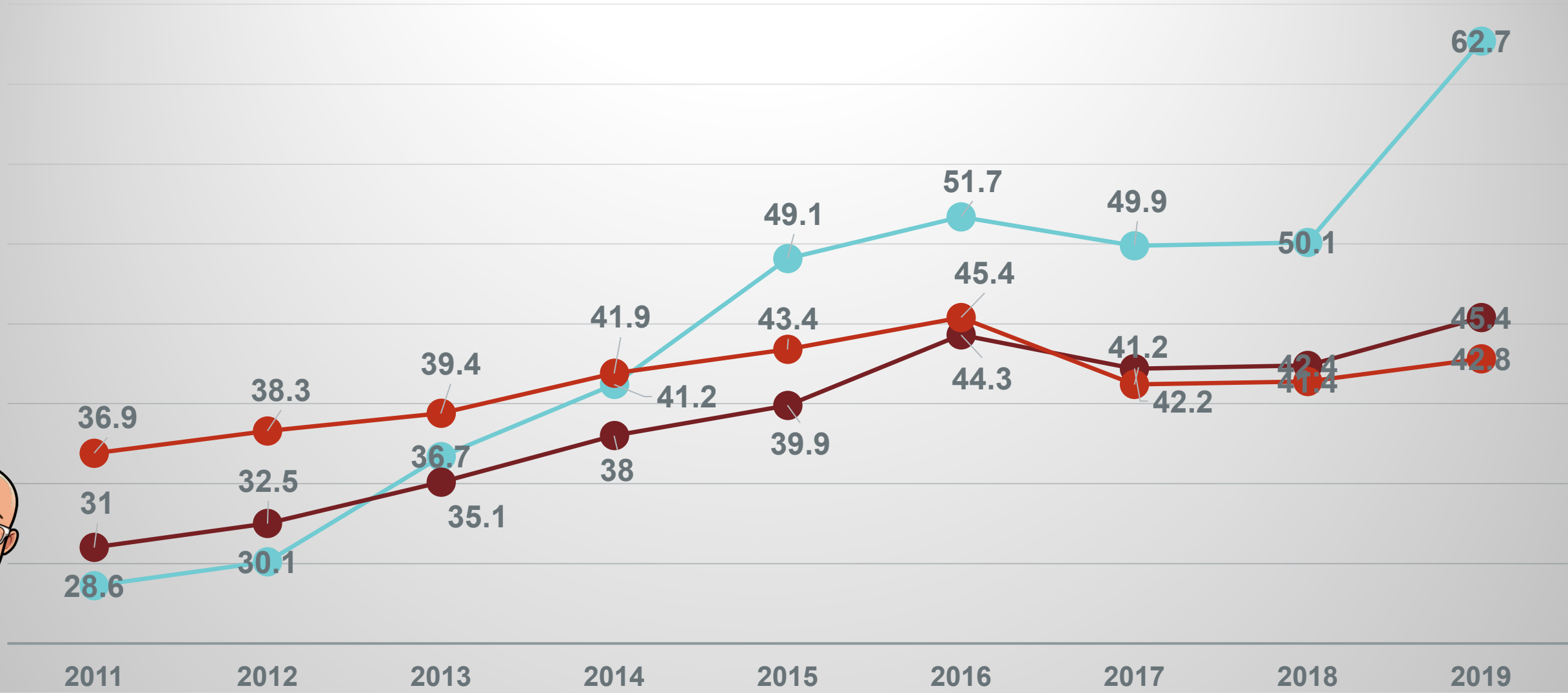
VVUSD 2010-2019 COHORT GRADUATION RATE



62 **AG**
COMPLETION
70% **RATE** **+10%** 



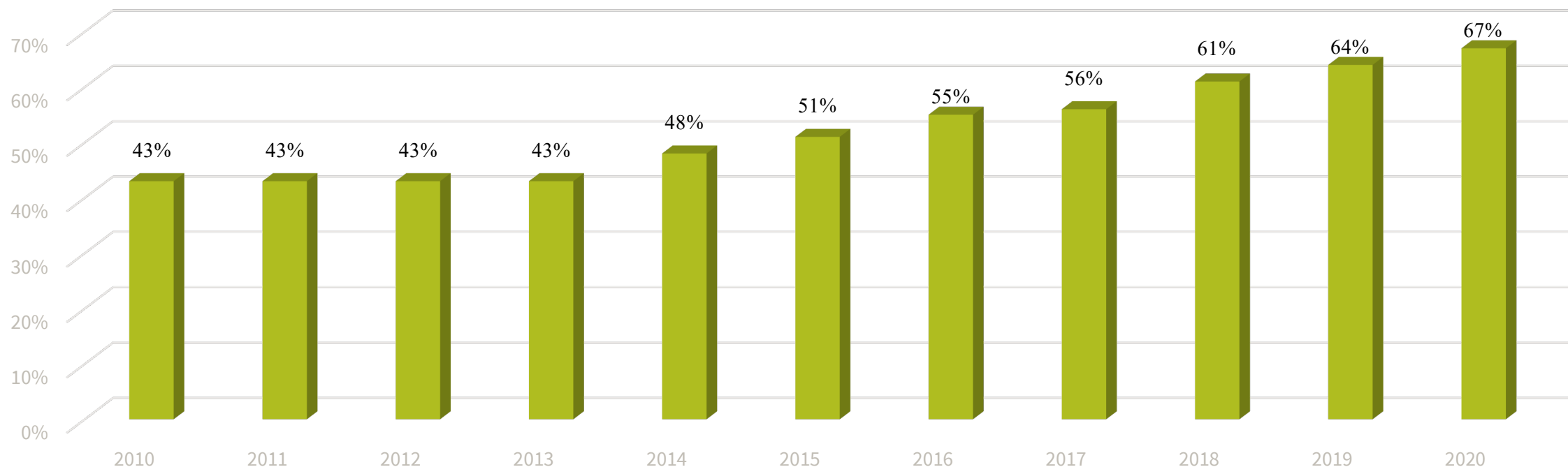
VVUSD 2010-2019 A-G RATE





VAL VERDE UNIFIED SCHOOL DISTRICT

% graduates enrolled in college the fall immediately after high school⁵



Average = 50%

Effective Date: April 19, 2019



VVUSD FAFSA/California Dream Act Graduation Requirement Enacted 6-20-17

Why you should

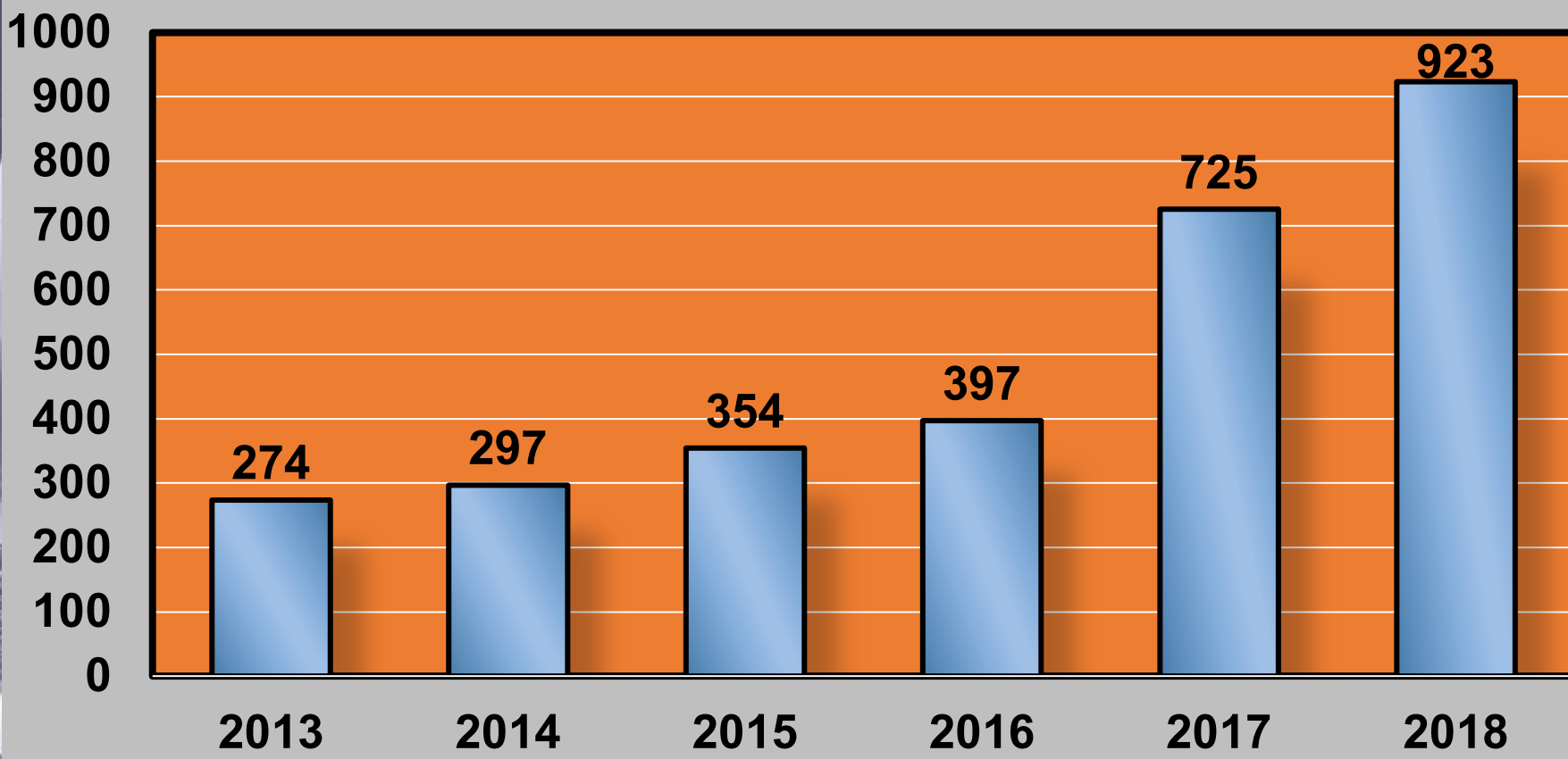
**FILL OUT
THE FAFSA**



Make FAFSA Completion

Cal Grant Awards Offered To Our Students

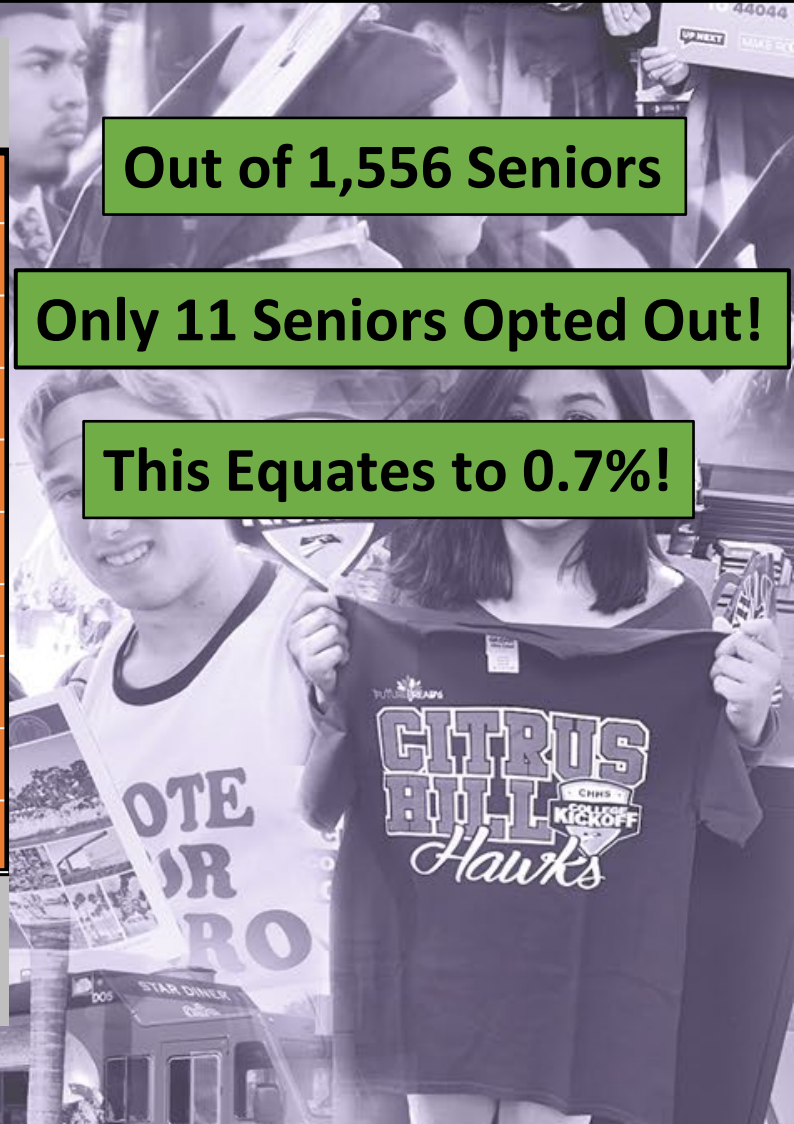
Cal Grants Offered



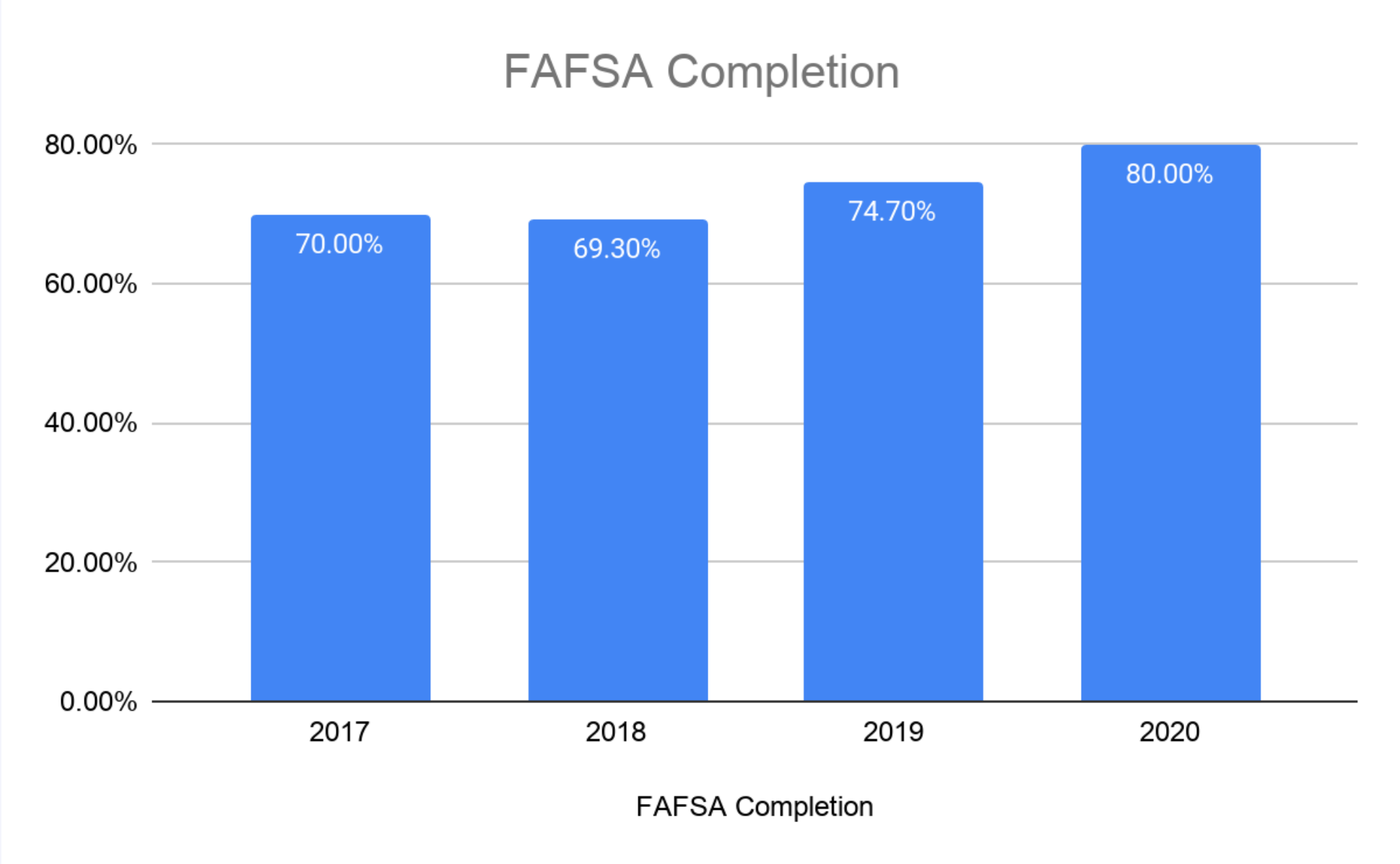
Out of 1,556 Seniors

Only 11 Seniors Opted Out!

This Equates to 0.7%!



PUHSD FAFSA Data



PUHSD Race to Submit



Perris High School 2020 Statewide Recipient this year at the CA College Affordability Conference

College Affordability



RACETO SUBMIT
MISSION TO FAFSA SUBMISSION
RIVERSIDE COUNTY OFFICE OF EDUCATION

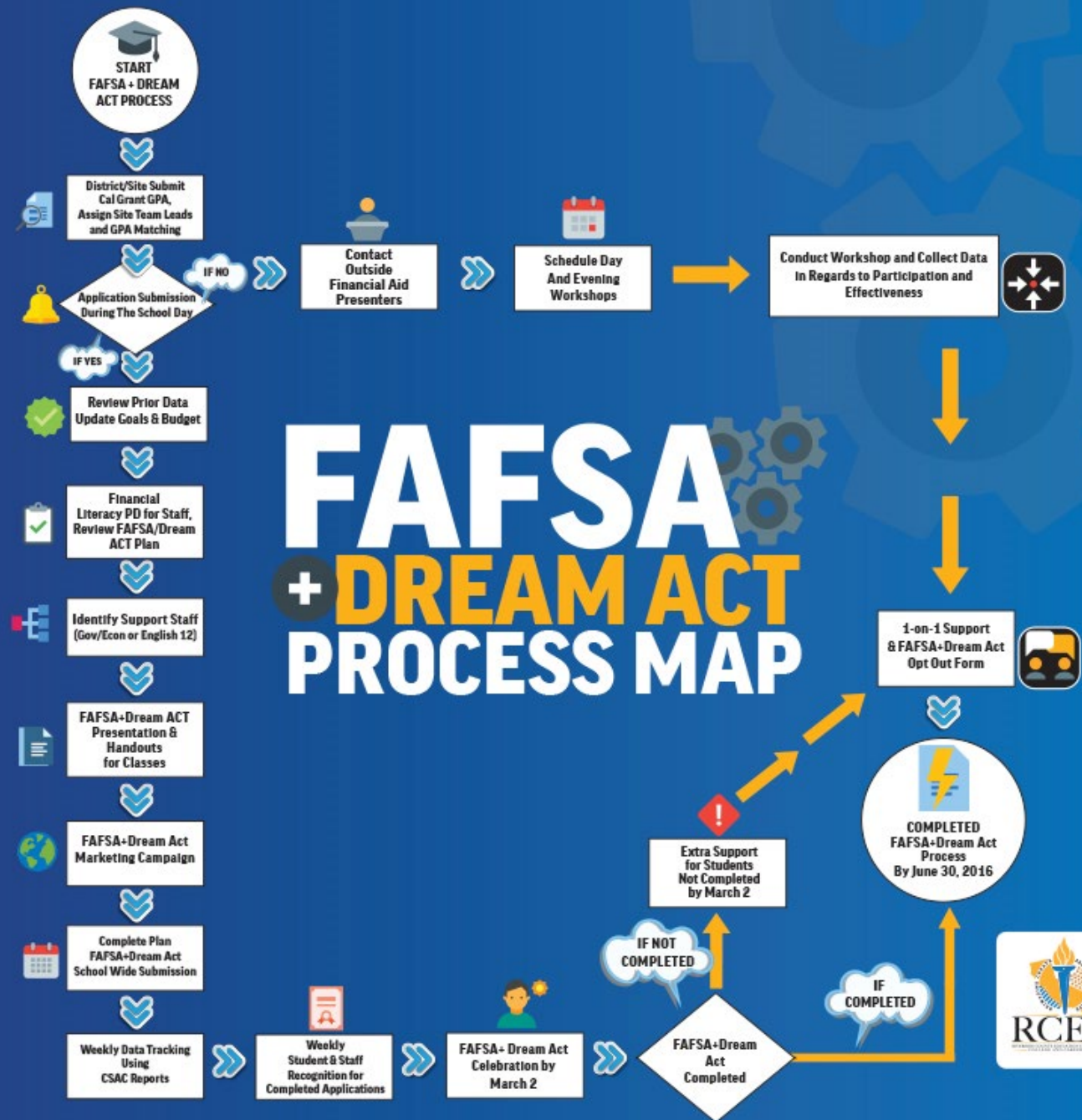
- Housing insecurity is correlated with lower completion, persistence, and credit attainment.
- 35% of students surveyed statewide experienced one or more conditions of housing insecurity.
- Food insecurity is correlated with lower grades in college. 56% of students surveyed shared they often or sometimes couldn't afford to eat balanced meals.
- Volunteer FAFSA and CA Dream Act support initiative is underway

California Student Aid Commission State Dashboard- <https://webutil.csac.ca.gov/Dashboard/>
Riverside County Dashboard- <http://www.rcoc.us/race-to-submit/>

2020 College Kickoff Month



- Virtual webinars at all three levels on plans in Riverside County
- Support for virtual college fairs
- Career guest speakers support
- College application and FAFSA/CADAA completion support
- Continue personal statement support through Story 2 platform and bootcamps
- Over 300 K-12 schools are participating this year



FAFSA + DREAM ACT PROCESS MAP



8 Steps That You Can Take To Increase FAFSA/CA Dream Act Applications In California

- ✘ Increase Knowledge of FAFSA/CA DREAM ACT
- ✘ Increase Level of Concern (Research/Competition)
- ✘ Have All School District Batch Upload Student GPAs to CSAC
- ✘ Increase Submission of FAFSA/CA DREAM ACT
- ✘ Increase Completion of FAFSA/CA DREAM ACT
- ✘ Check in With All Seniors Over the Summer
- ✘ Get FAFSA/ California DREAM Act Completed Early (October)
- ✘ Have CSAC Provide The Number of Awards Offered To Students
- ✘ Have All Schools Monitor The Number Accepted Awards

FAFSA During the Pandemic

- Google Meets/Zoom Presentations Available for Families
- One -on -One Virtual Meetings with Parents
- Flexible Meeting Times
- Privacy to Support Families in Breakout Rooms
- Weekly Newsletters
- On -going Support for Graduates
- Increased CADAA Application Submissions
- Overall FAFSA/CADAA Submissions are Similar to Class of 2020
- Families have Better Access to Presentations Online

Missed Money Opportunities

Cal Grant A	Cal Grant B	Pell Grant
Cal Grants are up to \$12,570 at a University of California campus, up to \$5,742 at a California State University campus, and up to \$9,084 at independent colleges has a GPA requirement. If you're applying using your high school GPA, you must have at least a 3.0 GPA	Provides a living allowance of up to \$1,672, in addition to tuition and fee assistance after the first year, as well as tuition and fees when renewed or awarded beyond your first year, you'll receive the living allowance as well as a tuition and fee award (up to \$12,570 at a UC campus, up to \$5,742 at a CSU campus and up to \$9,084 at independent colleges for 2018 - 2019) requires at least a 2.0 GPA	Federal Pell Grants usually are awarded only to undergraduate students who display exceptional financial need and have not earned a bachelor's, graduate, or professional degree. Amounts can change yearly. The maximum Federal Pell Grant award is \$6,195 for the 2019 -20 award year
77 Students with a 3.0 or higher GPA did not fill out the FAFSA	279 Students with a 2.0 or higher GPA of did not fill out the FAFSA	210 Students that qualify for free or reduced lunch did not fill out the FAFSA
\$616,000	\$1,674,000	\$1,260,000

At Least \$3,550,000 of missed opportunity!

Understanding Your FAFSA

To provide a better understanding of what you may qualify for, we are providing an estimate of what funding sources may be available to you through financial aid provided by California and the Federal Government. The award you may qualify for is based on GPA and/or family income and need. The potential financial aid column is based on these qualifications to the best of our knowledge. This is only an estimate, not a guaranteed amount. The purpose of this estimate is for families to have a better understanding of what the FAFSA/CADAA can provide for post-secondary education opportunities.

Student Name: Tester, Teddy

Student Email: teddy.test@my.puhsd.org

Cal Grant GPA*: 3.1

**If you're in the 11th grade your CalGrant GPA is an estimate only.*

Submit by March 2, 2021!!	Potential Dollar Amount	Frequency	Potential Financial Aid (1 year)	Potential Financial Aid (4 years)
Cal Grant A (3.0 or higher) CSU	\$5,742	Each Year	\$5,742	\$22,968
Cal Grant A (3.0 or higher) UC	\$12,570	Each Year	\$12,570	\$50,280
Cal Grant A (3.0 or higher) Private	\$9,084	Each Year	\$9,084	\$36,336
Cal Grant B (2.0 or higher) Community College or 4 year	\$1,672	Year 1 only	\$1,672	N/A
Cal Grant C (non GPA related) Community College (Accredited CTE) only	\$1,100	Multiple Years	\$1,100	May be used multiple years
Pell (need based)= \$6,195 (max based on income/need) (for citizens and eligible non citizens)	\$6195	Each Year	\$6,195	\$24,780
Total Financial Aid Potential Cal Grant/Pell (Add Cal Grant and Pell)				
Middle Class Scholarship (\$118,500-\$177,000) UC	\$5,028	Up to 4 years		
Middle Class Scholarship (\$118,500-\$177,000) CSU	\$2,298	Up to 4 years		
UC Blue and Gold Opportunity Plan	Amount varies	varies		
California State University Grant	Amount varies	varies		
Cal Fresh (Qualify for Free and Reduced Lunch) Up to	\$194	Each Month		
CHAFEE	\$5,000	Each Year		
Total Financial Aid Potential (Additional Aid plus Cal Grant and Pell)				

[Understanding your FAFSA Presentation](#)

[Understanding your FAFSA](#)

[Understanding your FAFSA Sample](#)

Dialing for Dollars



Julie Zierold @JulieZierold · 3/14/16
This was a great night! Building college culture one student at a time!



Mark LeNoir @mark_len... · 3/14/16
1 leadership team meeting, 2 hours, 597 families contacted for FAFSA completion. @puhsd @RCOE @MyCASC #racetosubmit



Perris Union High School Leadership Team contacting families about the importance of submitting the FAFSA

Members of The VVUSD Management Team Phone Banking To Student Households Who Had Not Submitted a FAFSA/CA DREAM Act Application



750 calls
Were made in
2 hours on
1/22/18



Leadership Suggestion: Make FAFSA Completion Systematic

Dialing for Dollars Tools and Resources

**March 2, 2021
Submission
Deadline for
Money Priority!**



- [Debt Help FAFSA Info](#)
- [Why Submit the FAFSA](#)
- [FAFSA County Video](#)
- [FAQ FAFSA](#)
- [District Team Assignments](#)
- [Phone Script](#)

What Funding Sources Require FAFSA Submission

- Cal Grant
- Federal Pell Grant
- Athletic Scholarships
- California Board of Governors Waiver (BOG Waiver)
- Middle Class School (Family Income Ceiling \$150,000)
- GI Bill/Military Service Grants
- Foster Youth CHAFEE Grant
- Child Development Grant

Submission by March 2, 2021 gives priority to those who submit by this date

*Any school or program that receives federal funds will require FAFSA submission for the student to qualify for funding.

District Events

FAFSA Submissions
College Signing Day
Kickoff to College





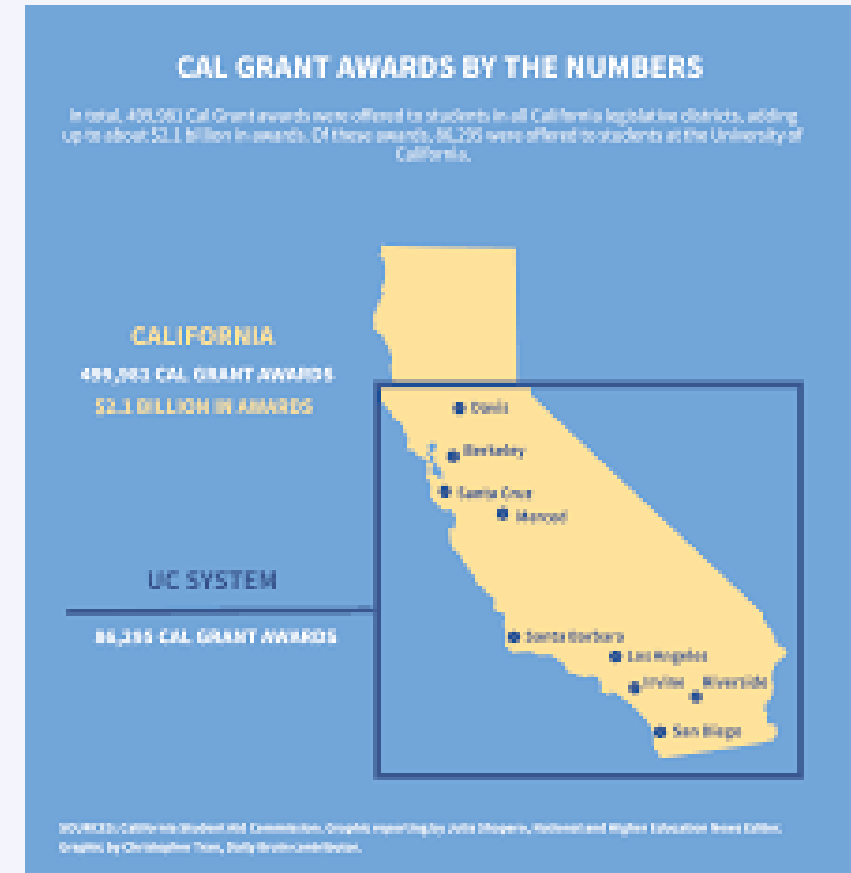
#1



#2



#3



Require the FAFSA as a Graduation Requirement

Could California Be Next?

AB 1617, as amended, Reyes. Pupil instruction: high school graduation requirements: financial aid applications.

Existing law requires a pupil to complete specified courses as a condition of receiving a diploma of graduation from high school.

Commencing with the 2021–21 school year, and as a condition for granting a grade 12 pupil a diploma of graduation from high school, this bill would require that each governing body of a school district, county office of education, or charter school ensure that each grade 12 pupil who does not opt out, as provided, completes and submits a Free Application for Federal Student Aid or, if the pupil is exempt from paying nonresident tuition under existing law, ~~a California DREAM Loan Program application.~~ *completes and submits a form for purposes of the California Dream Act.* The bill would authorize the school district, county office of education, or charter school to exempt a pupil who fails to comply with the requirement due to extenuating circumstances. By imposing additional duties on local educational agencies, the bill would impose a state-mandated local program.

Perceived FAFSA Graduation Requirement Obstacles

- 1. Parents Who Do Not Fill Out/File A Tax Return.**
- 2. Fear Among Undocumented Families (DACA)**
- 3. Identity Theft**
- 4. Non-College Bound Students**
- 5. Parent/Student Financial Literacy Awareness**
- 6. Going into Military**
- 7. How To Make FAFSA Completion Systematic**
- 8. Counselors Do Not Have Time To Do This**





PERRIS UNION HS DISTRICT

Charles Newman

Assistant Superintendent, Ed Services

charles.newman@puhsd.org

Julie Zierold

Director of Curriculum and Instruction

julie.zierold@puhsd.org



Val Verde Unified School District

Michael McCormick

Superintendent

mmccormick@valverde.edu

Mark Lenoir

Assistant Superintendent, Ed Services

mlenoir@valverde.edu