



MIDDLE CLASS SCHOLARSHIP

This document presents aggregate demographic data about the 2016-17 Middle Class Scholarship paid recipients. Total Middle Class Scholarship paid recipients: 51,698.

The Middle Class Scholarship program provides eligible undergraduate students at the University of California (UC) or the California State Universities (CSU) with a scholarship amount that, combined with other publicly funded financial aid received by the student, can be up to 40 percent of the institution's mandatory system-wide tuition and fees.

Assembly Bill 94 (Chapter 50, Statutes of 2013), established the Middle Class Scholarship program for eligible students attending a UC or CSU, to be phased in over four years. The 2016-17 award year was the third phase-in year at 75 percent, meaning the actual maximum award was 30% of mandatory systemwide tuition and fees for UC (\$12,294) and CSU (\$5,472). The MCS program funds are set by statute and may be amended during the fiscal budget process. The allocation for 2016-17 was \$74 million.

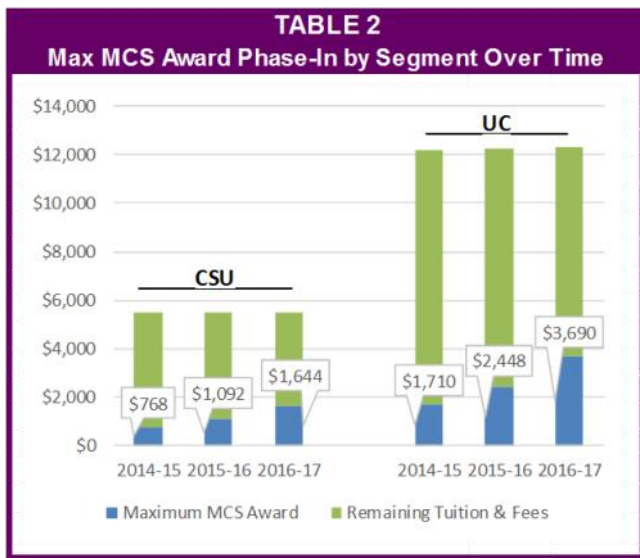
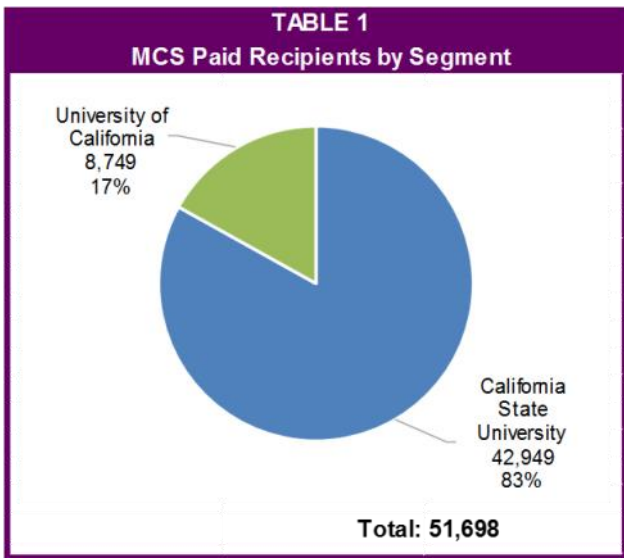
Students who are eligible are those who complete a FAFSA or CADAA by the March 2nd deadline and meet the following criteria:

- California resident;
- Enrolled in a UC or CSU undergraduate program;
- Household income less than or equal to \$156,000; and
- Annual household asset amount of no more than \$156,000.

The maximum award amount per student in 2016-17 ranged from 7.5 to 25 percent as determined by income and was offset by the student's other federal, state, or institutional aid.

The data in this report reflect the 2016-17 MCS paid recipients. Paid Recipients are those UC and CSU undergraduate students who applied for MCS awards, met statutory requirements, were offered awards, and received payment.

For 2016-17, 54,637 students were offered MCS awards which included 9,345 at the UC and 45,292 at CSU. Of the 54,637 offered awardees, 51,698 (94.6%) actually used their awards and became Paid Recipients. Of the 51,698, 8,749 (17%) were attending a UC and 42,949 (83%) were attending a CSU.



MCS University of California

The maximum Middle Class Scholarship award at the University of California (UC) is 40 percent of mandatory system-wide tuition and fees multiplied by the 75 percent phase-in factor, or \$3,690 for 2016-17. 8,749 students were paid at the UC with an average award of \$2,060. The total amount paid to UC students was \$17,679,709. The following charts include data on UC paid recipients by: dependency, assets, gender, income, education level, and age.

TABLE 3

Average UC Assets by Dependency*

Dependency	Assets
Dependent - Parent Assets	\$26,015
Independent - Student Assets	\$14,781

* Assets do not include the primary residence or retirement plans; 99 percent of new paid recipients are dependent.

TABLE 4

UC Paid Recipients by Gender

Gender	Count	Percent
Women	4,861	55.6%
Men	3,888	44.4%

TABLE 6

UC Paid Recipients by Education Level

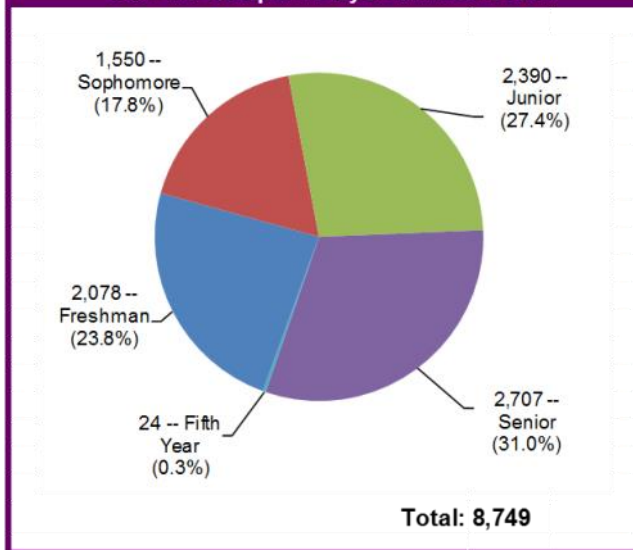


TABLE 7

UC Paid Recipients by Age

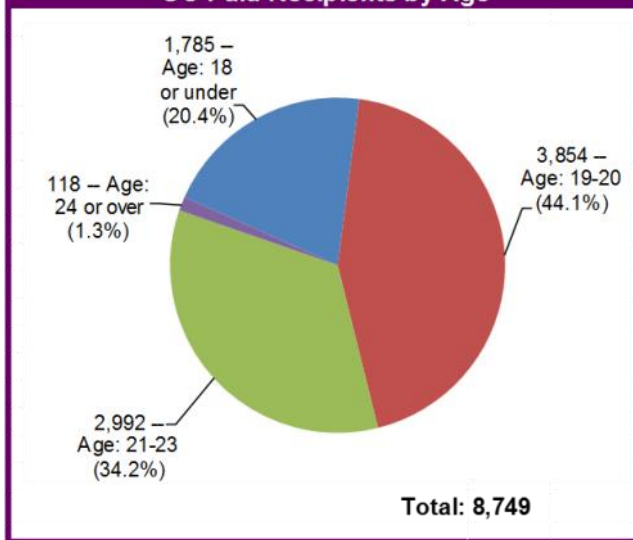
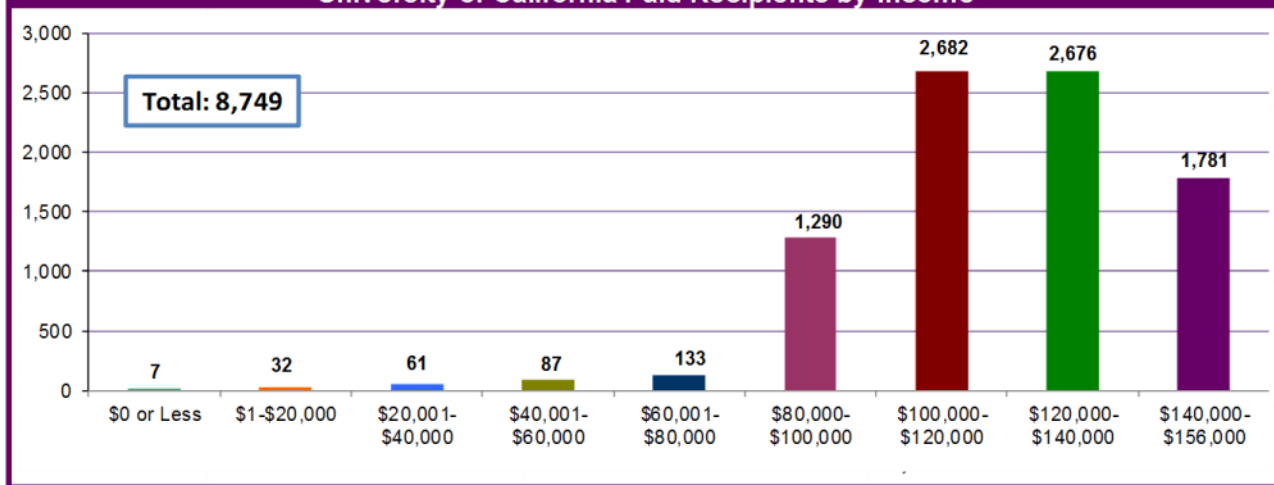


TABLE 5

University of California Paid Recipients by Income



MCS California State University

The maximum Middle Class Scholarship award at the California State Universities (CSU) is 40 percent of mandatory system-wide tuition and fees multiplied by the 75 percent phase-in factor, or \$1,644 for 2016-17. 42,949 students were paid at the CSU with an average award of \$1,243. The total amount paid to CSU students was \$53,495,711. The following charts include data on CSU paid recipients by: dependency, assets, gender, income, education level, and age.

TABLE 8

Average CSU Assets by Dependency*

Dependency	Assets
Dependent - Parent Assets	\$12,521
Independent - Student Assets	\$2,723

* Assets do not include the primary residence or retirement plans; 82 percent of new paid recipients are dependent.

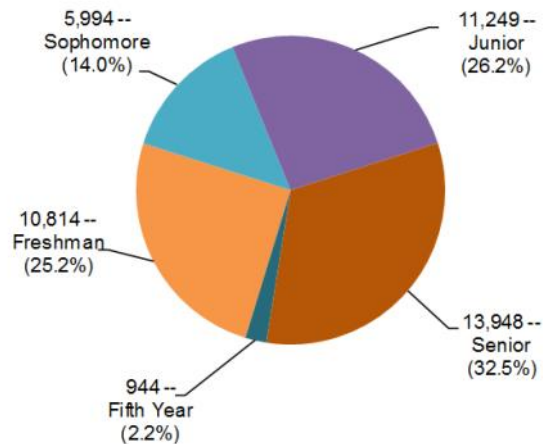
TABLE 9

CSU Paid Recipients by Gender

Gender	Count	Percent
Women	25,082	58.4%
Men	17,867	41.6%

TABLE 11

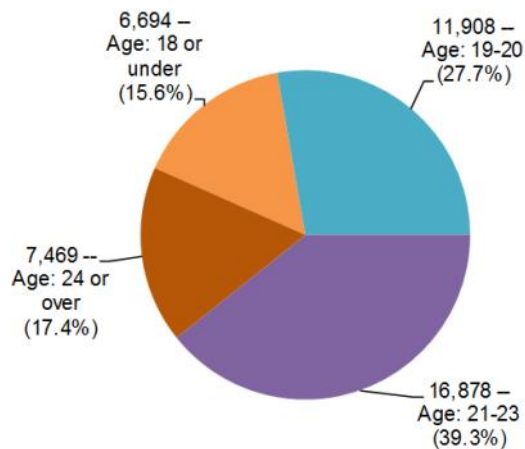
CSU Paid Recipients by Education Level



Total: 42,949

TABLE 12

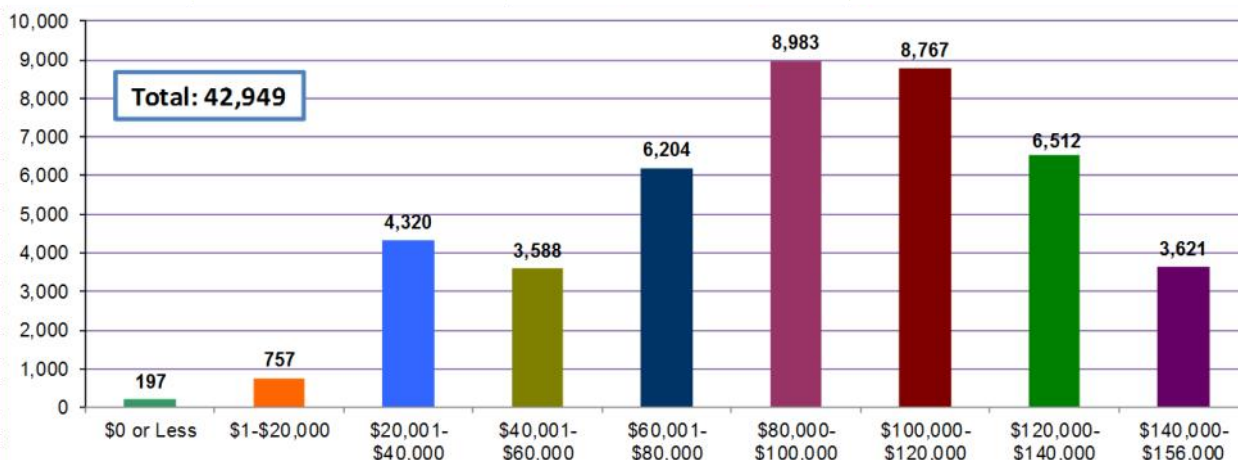
CSU Paid Recipients by Age



Total: 42,949

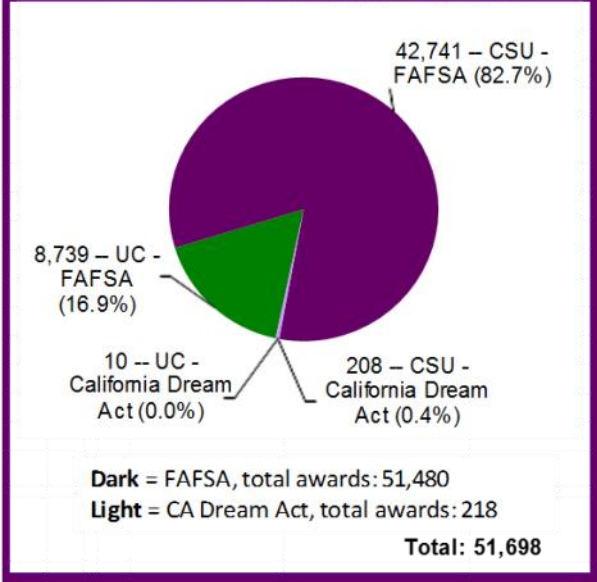
TABLE 10

California State University Paid Recipients by Income



About the Paid Recipients

TABLE 13
Middle Class Scholarship
Paid Recipients by Application Filed



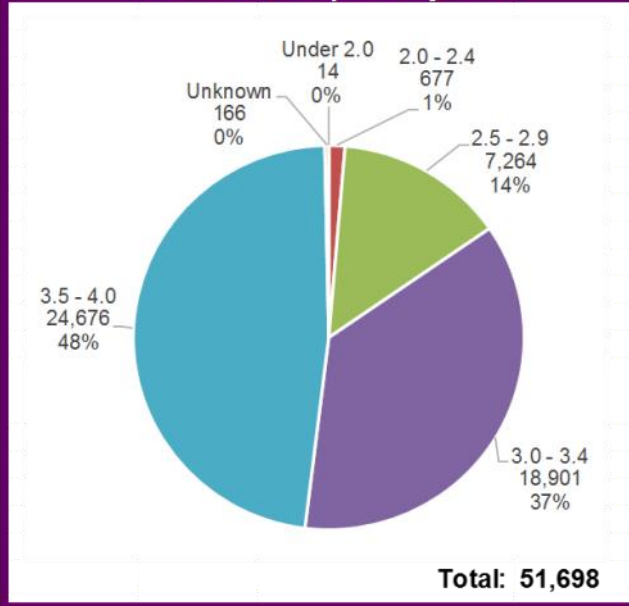
About the Applicants

Applicants must meet multiple criteria to qualify. Submitting both the Free Application for Federal Student Aid (FAFSA) or the California Dream Act Application is the first step for students to be considered for a Middle Class Scholarship award. Students must then have their enrollment confirmed by their school in order to be offered an award. Of the 382,581 applicants who were successful in these steps, 327,944 were not eligible, including: 302,489 due to other aid covering tuition and fees, 3,513 due to income exceeding the ceiling, 7,002 due to assets exceeding the ceiling, and 7,060 due to not meeting the deadline. The remaining 54,637 were offered a Middle Class Scholarship, and 51,698 of these became paid recipients.

TABLE 14
Typical Middle Class Scholarship Paid Recipient

	Income	Family Size	Age
Univ. of California	\$119,080	3.8	20
California State U.	\$91,207	3.6	22
All Recipients	\$95,924	3.7	22

TABLE 15
MCS Paid Recipient by GPA



California Student Aid Commission
P.O. Box 419026
Rancho Cordova, CA 95741-9026
www.csac.ca.gov

The California Student Aid Commission is the state principal agency responsible for administering financial aid programs for students attending public and private universities, colleges, and vocational schools in California. The financial aid programs include the Cal Grant program, the Middle Class Scholarship program, the Chafee Grant Program and several targeted state scholarship and loan assumption programs. The Commission also administers financial aid awareness and outreach programs, such as CalSOAP and Cash for College, in collaboration with business, private industry and community-based organizations.