



Cal Grant

Competitive Program

This document displays data about the 2009-10 Competitive Cal Grants awarded to recipients. It also includes data for students who filed their application on time and were financially eligible but did not receive an award (qualified non-recipients).

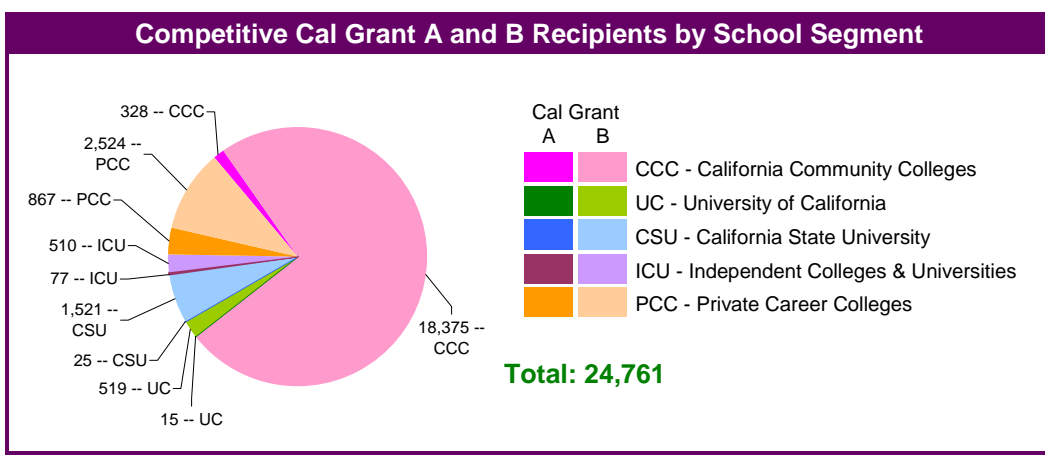
Under Senate Bill 1644 (Chapter 403, Statutes of 2000), California students who do not meet the eligibility criteria for an Entitlement Cal Grant award may compete for 22,500 Competitive Cal Grant awards. These awards are not guaranteed, as are the Entitlement Cal Grant awards. Competitive awards are limited to the statutory number.

application deadline. The remaining grants (11,250) are required to be set aside for the September 2nd application deadline for students attending a California Community College in the fall.

The document displays data from the 2009-10 Competitive Cal Grants awarded to students who applied by one or both deadlines and received awards or were financially eligible to receive an award (qualified non-recipients).

Students apply for half of these grants (11,250) by the March 2nd Cal Grant

Typical Recipient			
	March 2 nd Deadline	September 2 nd Deadline	Both Deadlines
Age	31	30	30
Income	\$13,160	\$13,371	\$13,270
GPA	3.36	3.36	3.36
Family Size	3.0	3.0	3.0

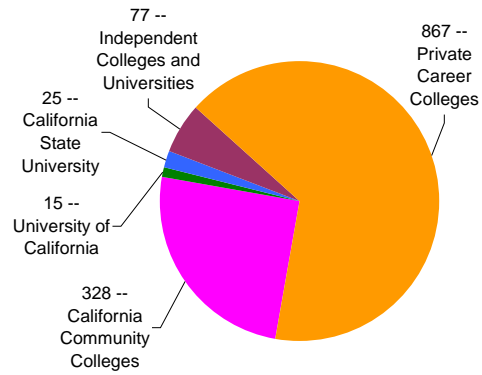


Note: The numbers in this document reflect the number of recipients notified. The number of awards funded will not exceed 22,500.

Competitive Cal Grant A

Award requirements include financial and basic eligibility and a minimum 3.0 high school grade point average (GPA) or a minimum 2.4 college GPA. Cal Grant A awards provide for full systemwide fees at the California State University and the University of California, as well as tuition support at independent California colleges and universities and private career colleges. Of these Cal Grant A awards, 1,064 were made for the March 2nd deadline, while 19 percent, or 248 awards, were made for the September 2nd deadline.

Cal Grant A Recipients by School Segment

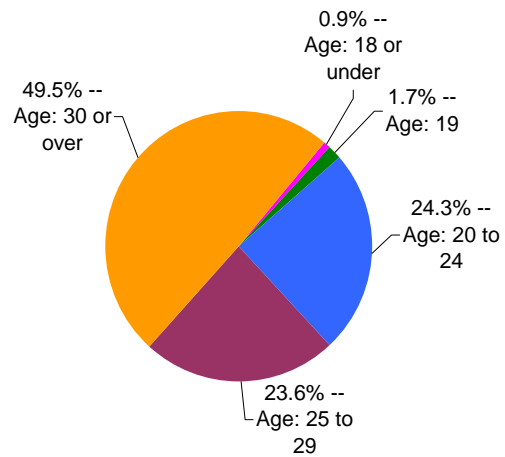


Total: 1,312

Cal Grant A Recipients by Gender

Men	344	26%
Women	968	74%
Total	1,312	100%

Cal Grant A Recipients by Age



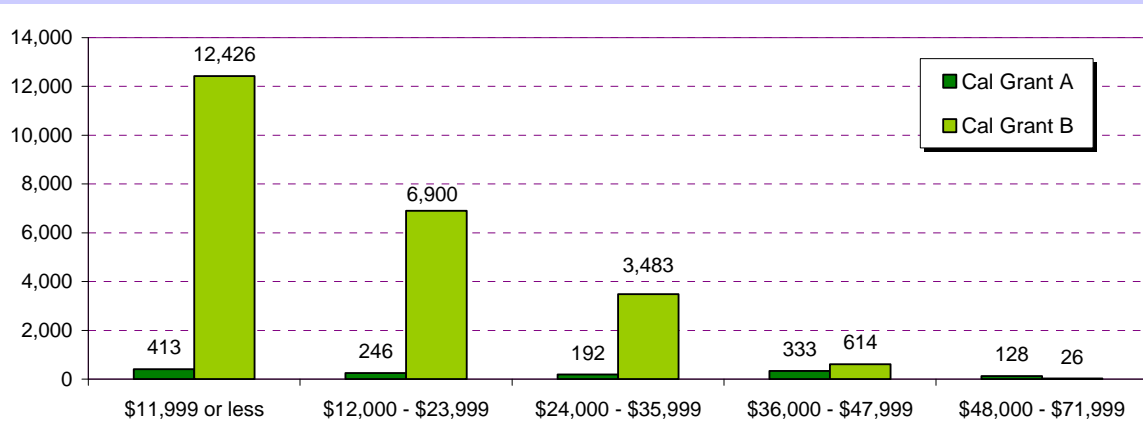
Total: 1,312

Cal Grant A Average Student Assets by Segment*

School Segment	Assets
California Community Colleges	\$355
University of California	\$1,100
California State University	\$39
Independent Colleges and Universities	\$850
Private Career Colleges	\$238

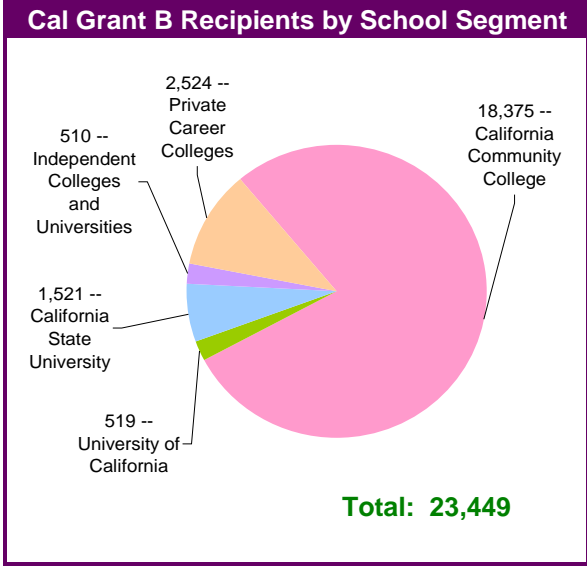
*85 percent of recipients are independent.

Competitive Cal Grant A and B Recipients by Income



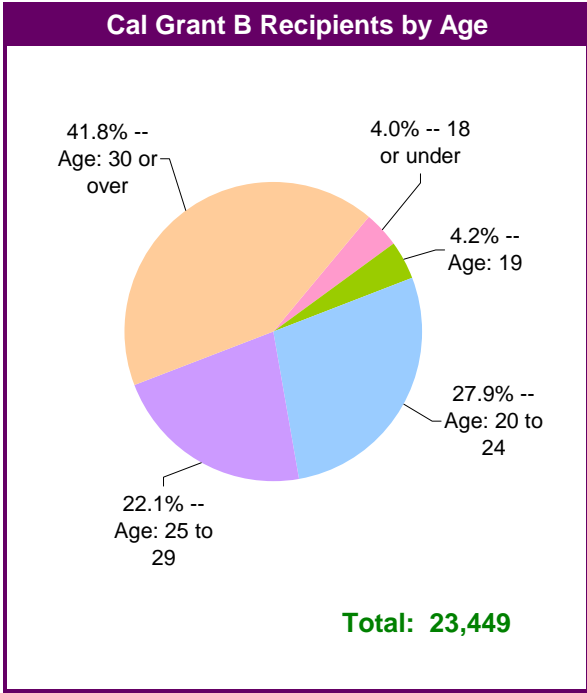
Competitive Cal Grant B

Award requirements include financial and basic eligibility and a minimum 2.0 GPA. Cal Grant B awards provide up to \$1,551 for books and living expenses for first-year students. Beginning with the recipient's second year of attendance, Cal Grant B awards also help pay for tuition and fees at public or independent four-year colleges or other qualifying institutions. Of these Cal Grant B awards, 10,777 were made for the March 2nd deadline, while 54 percent, or 12,672 awards, were made for the September 2nd deadline.



Cal Grant B Recipients by Gender

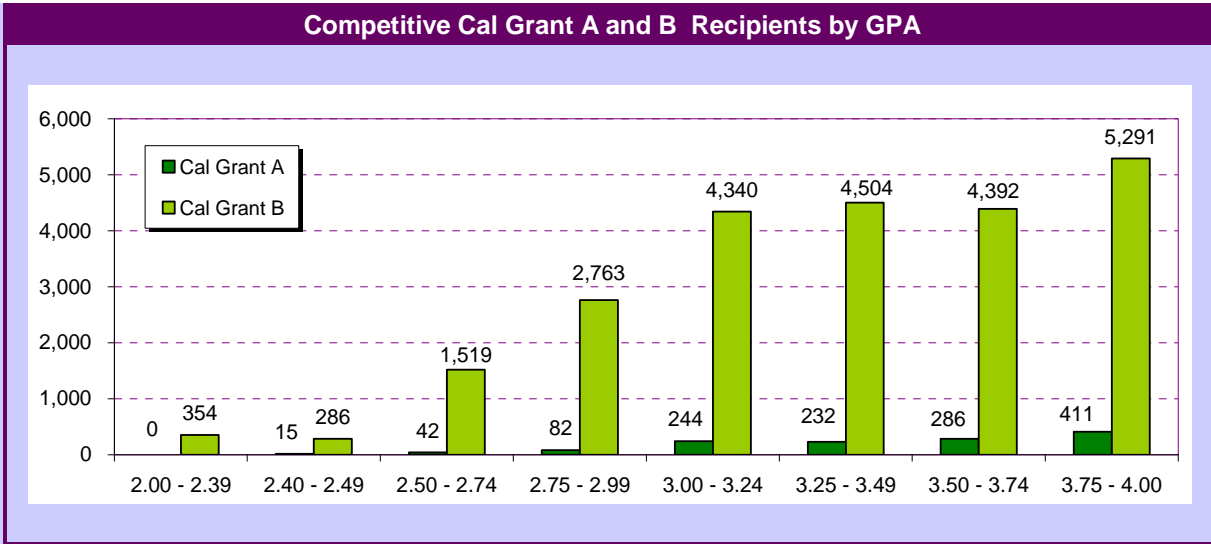
Men	6,706	29%
Women	16,743	71%
Total	23,449	100%



Cal Grant B Average Student Assets by Segment*

School Segment	Assets
California Community Colleges	\$147
University of California	\$670
California State University	\$243
Independent Colleges and Universities	\$53
Private Career Colleges	\$171

*79 percent of recipients are independent.



Competitive Cal Grant Qualified Non-Recipients

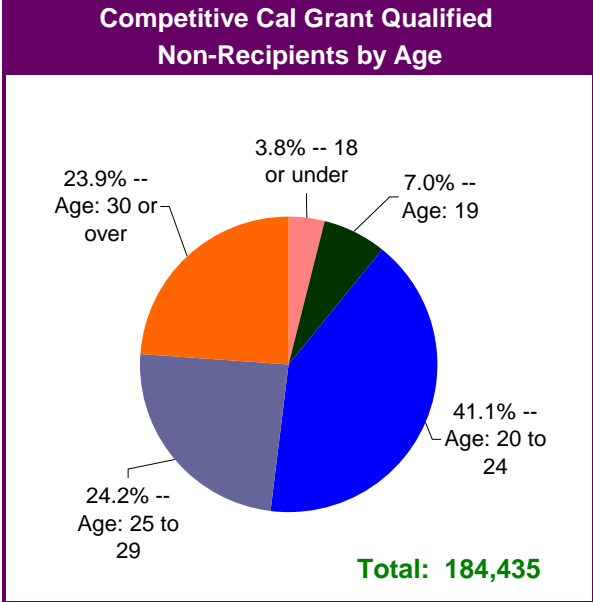
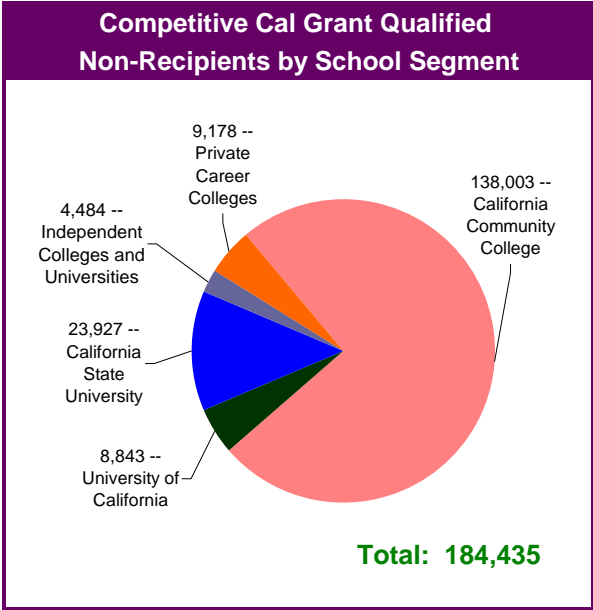
Applicants must meet multiple criteria to qualify. Submitting both the Free Application for Federal Student Aid and the Cal Grant GPA Verification Form is the first step for students to be considered for a Competitive Cal Grant. For 2009-10, nearly 209,200 students were successful in meeting the financial and basic eligibility criteria. Additional eligibility criteria may include a disadvantaged high school experience, an orphan or ward of the court status and the size of the applicant's family relative to household income. About one out of eight, or 12 percent, of the qualified students received awards. More than 184,400 qualified students remained unserved.

Typical Qualified Non-Recipient	
Age	27
Income	\$21,383
GPA	2.88
Family Size	2.8

Qualified Non-Recipients by Gender		
Men	76,939	42%
Women	107,496	58%
Total	184,435	100%

Competitive Cal Grant Qualified Non-Recipients Average Student Assets by Segment*	
School Segment	Assets
California Community Colleges	\$291
University of California	\$463
California State University	\$348
Independent Colleges and Universities	\$548
Private Career Colleges	\$320

**63 percent of non-recipients are independent.*



California Student Aid Commission
 P.O. Box 419030
 Rancho Cordova, CA 95741-9030
www.csac.ca.gov

The California Student Aid Commission is the state's principal provider of intersegmental statewide grant aid to postsecondary students. Founded in 1955 as the California State Scholarship Commission, the Commission's primary programmatic responsibilities include administration of the Cal Grant program, the Chafee Grant Program and several targeted state scholarship and loan assumption programs. The 15-member Commission also oversees the activities of its non-profit student loan services auxiliary, EDFUND.