



# Cal Grant

## Competitive Program

*This document displays data about the 2002–03 Competitive grants awarded to recipients. It also includes data for students who filed on time and were financially eligible but did not receive an award (qualified non-recipients).*

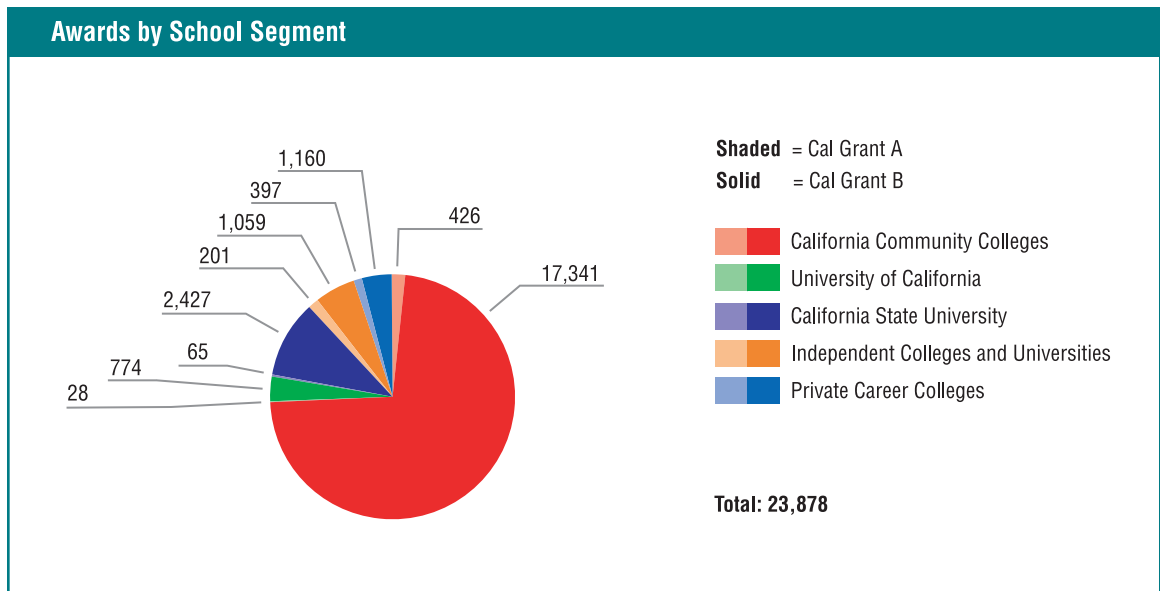
**Under Senate Bill 1644** (Chapter 403, Statutes of 2000), California students who graduated prior to July 2000 may compete for 22,500 Competitive Cal Grant awards. These awards are not an entitlement — not “guaranteed,” as are the Cal Grant Entitlement awards. Competitive awards are limited to the statutory number.

Students apply for half of these grants (11,250) by the March 2nd Cal Grant application deadline. The remaining grants (11,250) are required to

be set aside for the September 2nd application deadline for students attending a California Community College in the fall.

This document displays data from the 2002–03 Competitive Cal Grants awarded to students who applied by one or both deadlines and received awards or were financially eligible to receive an award (qualified non-recipients).

Typical Recipient			
	March 2 <sup>nd</sup> Deadline	September 2 <sup>nd</sup> Deadline	Both Deadlines
Age	31	31	31
Income	\$13,072	\$14,172	\$13,610
GPA	3.31	3.27	3.29
Family Size	2.9	3.1	3.0



Note: The numbers in this document reflect the number of recipients notified. The number of awards funded will not exceed 22,500.

# Cal Grant Competitive A

**Award Requirements** include financial and basic eligibility and a minimum 3.0 grade point average (GPA). Cal Grant A awards provide for full systemwide fees at the California State University and the University of California, as well as tuition support at private California colleges and universities. Of these Cal Grant A awards, 807 were made for the March 2nd deadline, while 28% or 310 awards were made for the September deadline.

## Cal Grant A Awards by Gender

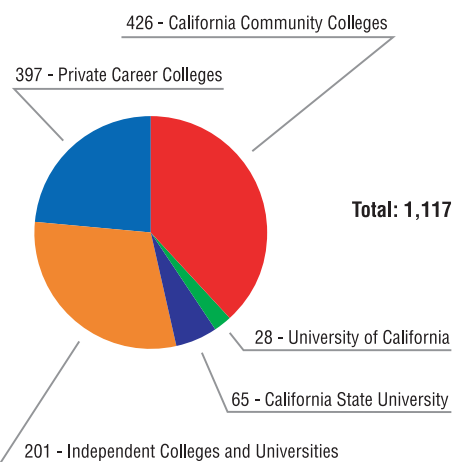
Men	314	28%
Women	803	72%
<b>Total</b>	<b>1,117</b>	<b>100%</b>

## Average Student Assets by Segment\*

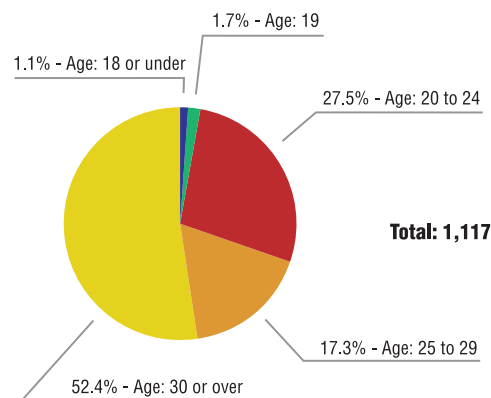
School Segment	Assets
California Community Colleges	\$1,246
University of California	\$133
California State University	\$1,292
Independent Colleges and Universities	\$967
Private Career Colleges	\$610

\* 77% of recipients are independent.

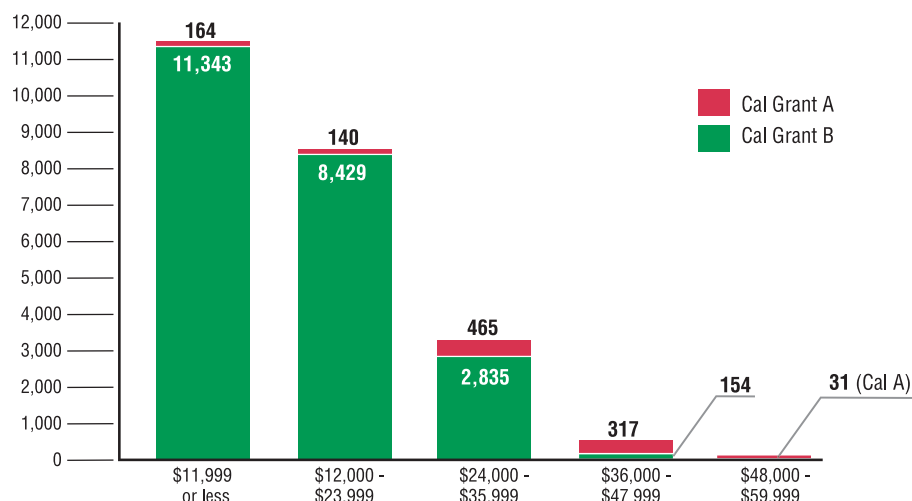
## Cal Grant A Awards by School Segment



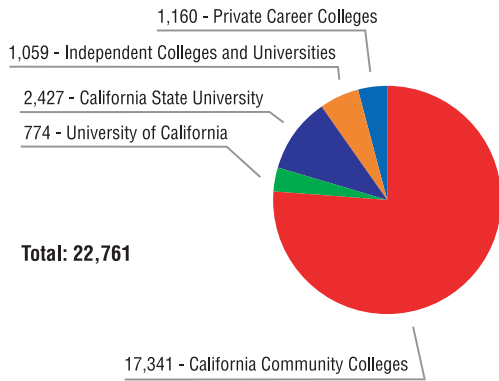
## Cal Grant A Awards by Age



## Cal Grant Competitive A and B Award Recipients by Income



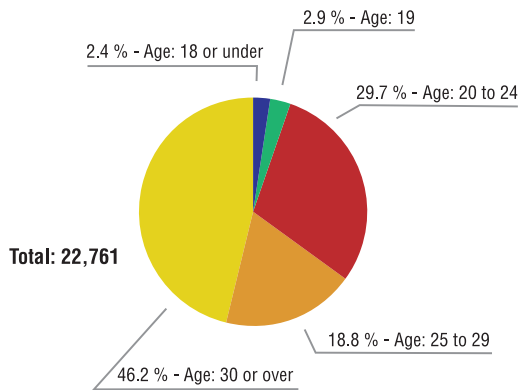
### Cal Grant B Awards by School Segment



# Cal Grant Competitive B

**Award Requirements** include financial and basic eligibility and a minimum 2.0 GPA. Cal Grant B awards provide up to \$1,551 for books and living expenses for first-year students. Beginning with the recipient's second year of attendance, Cal Grant B awards also help pay for tuition and fees at public or private four-year colleges or other qualifying institutions. Of these Cal Grant B awards, 11,398 were made for the March 2nd deadline, while 50% or 11,363 awards were made for the September deadline.

### Cal Grant B Awards by Age



### Cal Grant B Awards by Gender

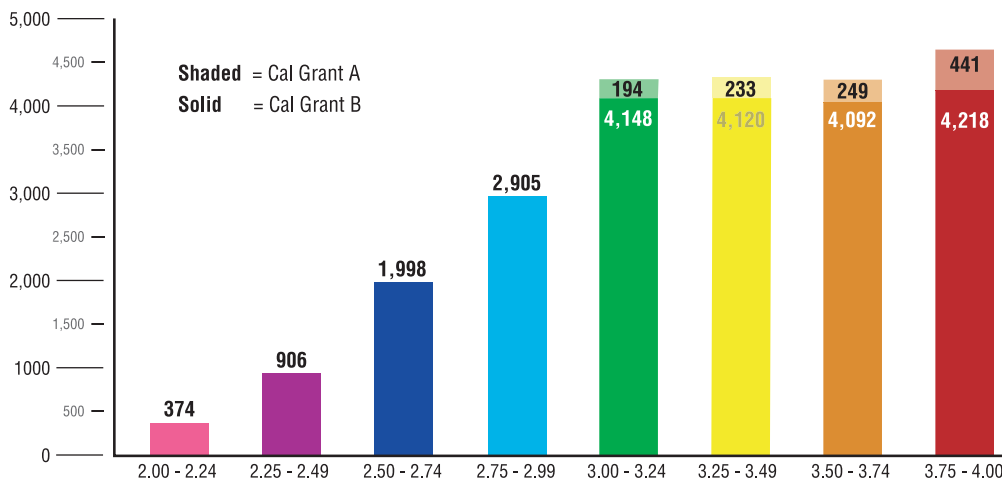
Men	5,832	26%
Women	16,929	74%
<b>Total</b>	<b>22,761</b>	<b>100%</b>

### Average Student Assets by Segment\*

School Segment	Assets
California Community Colleges	\$276
University of California	\$632
California State University	\$429
Independent Colleges and Universities	\$441
Private Career Colleges	\$296

\* 77% of recipients are independent.

### Cal Grant Competitive A and B Award Recipients by GPA



# Cal Grant Competitive Qualified Non-Recipients

## Applicants must meet multiple criteria to qualify.

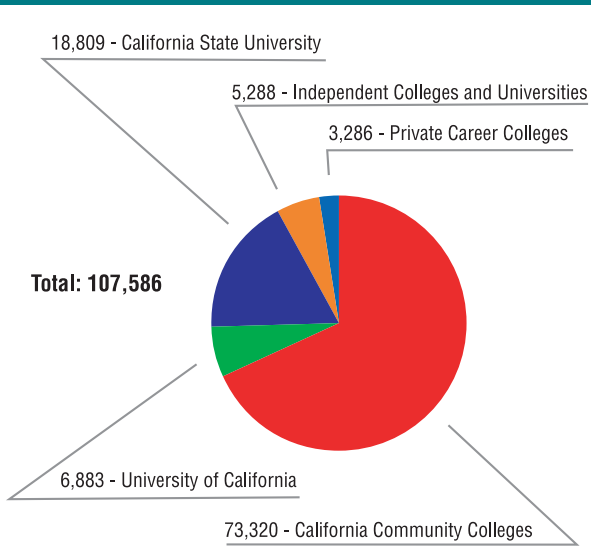
Submission of both the Free Application for Federal Student Aid and GPA Verification Form is the first step for applicants to be considered for a Competitive grant. 131,464 students were successful in meeting all the financial and basic eligibility criteria. Additional eligibility criteria may include: a disadvantaged high school experience, an orphan or ward of the court, the number of family members in the applicant's household in relation to the household income, and others. Of the applicant pool, 18 percent, or about one out of five, of successful applicants received awards. Nearly 108,000 qualified students remain unserved.

### Average Student Assets by School Segment\*

School Segment	Assets
California Community Colleges	\$324
University of California	\$414
California State University	\$361
Independent Colleges and Universities	\$639
Private Career Colleges	\$522

\* 68% of qualified non-recipients are independent.

### Cal Grant Qualified Non-Recipients by School Segment



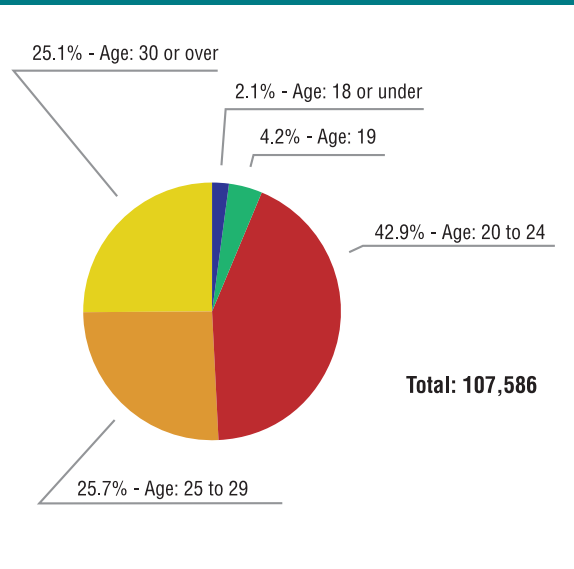
### Typical Qualified Non-Recipient

Age	27
Income	\$17,268
GPA	2.91
Family Size	2.6

### Qualified Non-Recipients by Gender

Men	43,492	40%
Women	64,094	60%
<b>Total</b>	<b>107,586</b>	<b>100%</b>

### Cal Grant Qualified Non-Recipients by Age



CALIFORNIA  
STUDENT AID  
COMMISSION

California Student Aid Commission  
P.O. Box 419030  
Rancho Cordova, CA 95741-9030

The California Student Aid Commission is the state's principal provider of intersegmental statewide grant aid to postsecondary students. Founded in 1955 as the California State Scholarship Commission, the Commission's primary programmatic responsibilities include administration of the Cal Grant program and several targeted state scholarship and loan forgiveness programs. The 15-member Commission also oversees the activities of its non-profit student loan services auxiliary, EdFUND.