



# CAL GRANT A&B

## Transfer Entitlement Program

Facts at Your Fingertips 2021-22 – Transfer Entitlement

*This document displays data about the 2021-22 California Community College Transfer Entitlement Cal Grant A and B new paid recipients. Total Transfer Entitlement new paid recipients: 13,108. It also includes data on the offered awardees selected for institutions to verify that students met the program's eligibility requirements.*

In 2021-22, Transfer Entitlement Cal Grant A awards paid tuition and mandatory systemwide fees of up to \$12,570. Transfer Entitlement Cal Grant B awards paid \$1,648 in living expenses plus tuition and systemwide fees of up to \$12,570.

Senate Bill 1644 (Chapter 403, Statutes of 2000) guarantees a Transfer Entitlement Cal Grant A or B award to every student who: graduated from a California high school or its equivalent after June 30, 2000, was a California resident at the time of high school graduation, transfers to a qualifying baccalaureate-degree granting institution from a California Community College during the award year, is under the age of 28 at the time of the transfer, has a Community College GPA of at least 2.4, and has financial need as defined in California Education Code 69432.9.

Applicants who attended a California Community College in the 2019-20 academic year, and were otherwise eligible, qualified for a 2021-22 Transfer Entitlement Cal Grant award. Also, Dream Act students who met AB 540 criteria were eligible to apply for Transfer Entitlement Cal Grant awards, as authorized by Chapter 604, Statutes of 2011.

The data in this report reflect the 2021-22 Transfer Entitlement Cal Grant A and B new paid recipients. Paid Recipients are those who applied for a Transfer Entitlement Cal Grant award, met statutory requirements and were offered awards, attended Cal Grant partici-

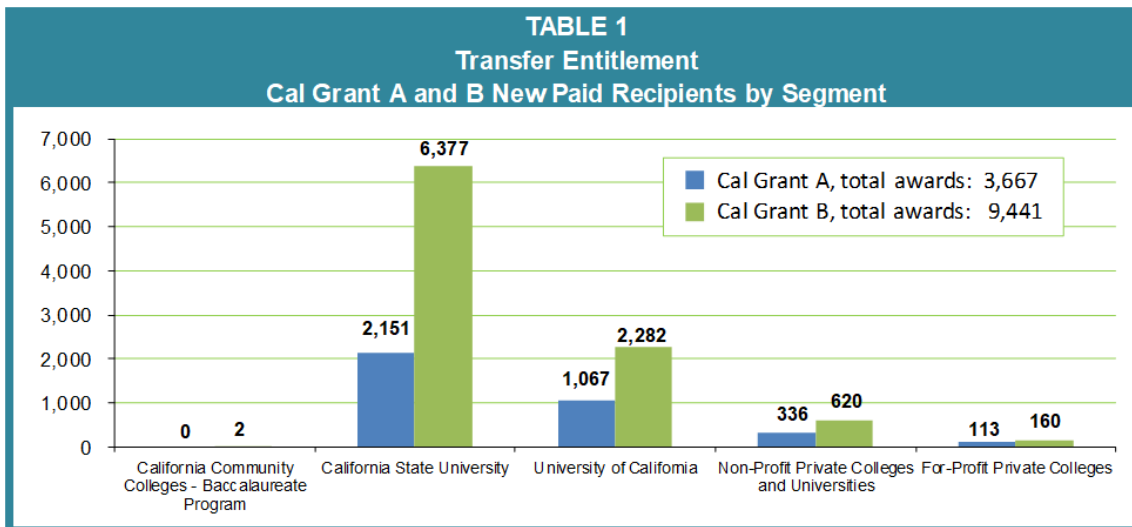
pating institutions, and received payment.

For 2021-22, 29,154 students were offered a preliminary Transfer Entitlement Cal Grant A and B awards, of which 21,348 provided confirmation of meeting the eligibility requirements. About 61%, or 13,108 of 21,348 actually used their awards and became Paid Recipients, including 3,667 in the Transfer Entitlement Cal Grant A program and 9,441 in the Transfer Entitlement Cal Grant B program.

Some items of note include:

- Over 88% (3,218 of 3,667) of Paid Recipients in the Transfer Entitlement Cal Grant A program attended the University of California (UC) and the California State University (CSU) (Table 1, p. 1).
- Over 67% (6,377 of 9,441) of Paid Recipients in the Transfer Entitlement Cal Grant B program attended the California State University (CSU), and CSU had more than twice as many Transfer Entitlement Cal Grant B Paid Recipients as UC (Table 1, p. 1).
- 5,185, or 55%, of the 8,319 Entitlement Cal Grant B Paid Recipients had incomes of less than \$24,000 (Table 9, p. 3). The maximum family income for a Cal Grant B in 2021-22 is \$70,100

This report also includes data on new and renewal offered awardees selected for verification by the institutions.

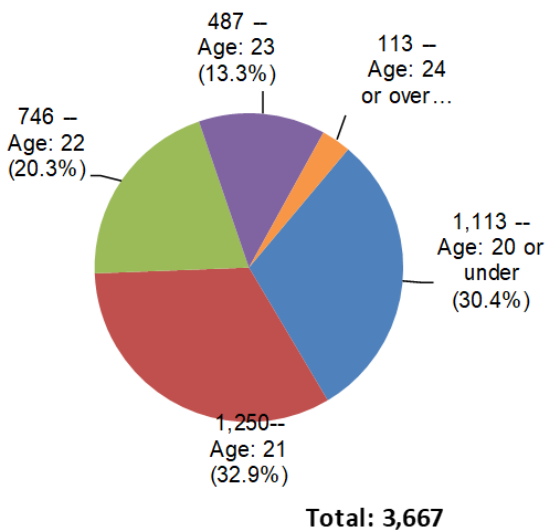


# Entitlement Cal Grant

# A

Cal Grant A awards provide for full systemwide fees at the California State University (\$5,742) and the University of California (\$12,570), as well as tuition support at independent four-year California colleges and universities (\$9,084), private for-profit institutions accredited by the Western Association of Schools and Colleges (\$8,056), and private career colleges (\$4,000). The following charts include data on Transfer Entitlement Cal Grant A new paid recipients by: school segment, GPA, income, and age.

**TABLE 2**  
Cal Grant A New Paid Recipients by Age

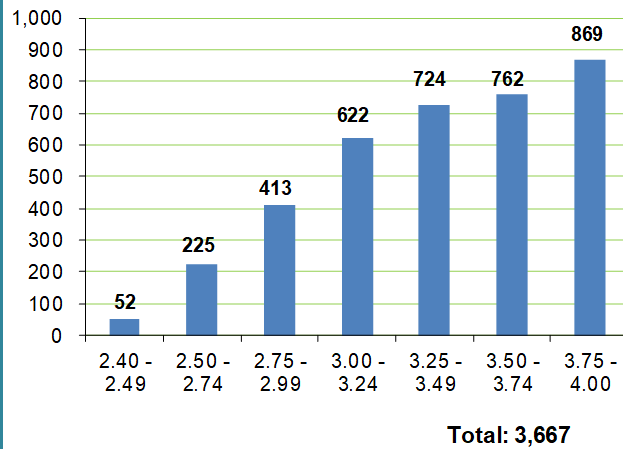


**TABLE 3**  
Cal Grant A  
Average Parental Assets by Segment\*

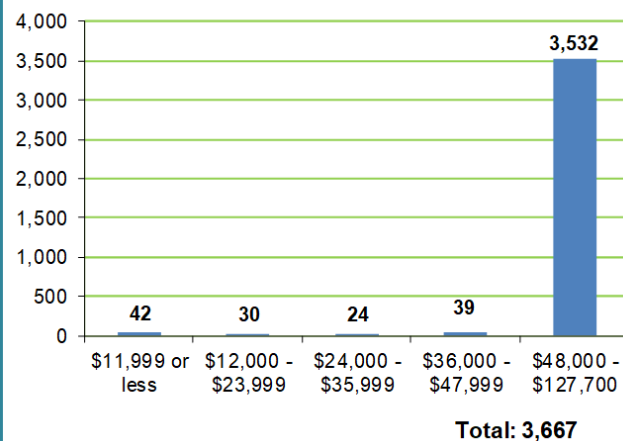
| School Segment                               | Assets  |
|--|---------|
| University of California                     | \$8,636 |
| California State University                  | \$4,597 |
| Non-Profit Private Colleges and Universities | \$6,861 |
| For-Profit Private Colleges                  | \$3,372 |

\* Assets do not include the primary residence or retirement plans; 96 percent of new paid recipients are dependent.

**TABLE 4**  
Transfer Entitlement Cal Grant A New Paid Recipients by GPA



**TABLE 5**  
Transfer Entitlement Cal Grant A New Paid Recipients by Income



Some items of note on Cal Grant A include:

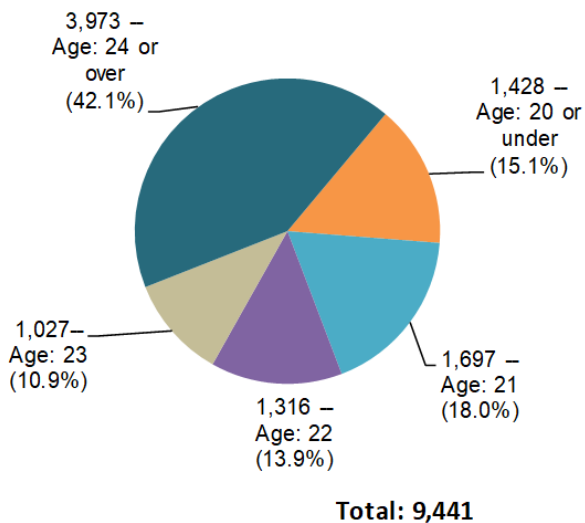
- Out of 3,2667 Transfer Entitlement Cal Grant A recipients in 2021-22, 3,121 (98%) were under 24 years of age, compared to 58% of Cal Grant B recipients (Table 2, p. 2; Table 6, p. 3). As a result, 4% of Cal Grant A recipients were independent compared to 52% of Cal Grant B recipients (Table 3, p. 2; Table 7a, p. 3).
- 81% of Cal Grant A recipients had a community college GPA of at least 3.0, compare to 72% of Cal Grant B recipients (Table 4, p. 2; Table 8, p. 3). This is despite the fact that the GPA requirement is the same for A and B for Transfer Entitlement applicants: 2.40.

# Entitlement Cal Grant

# B

Cal Grant B awards provide up to \$1,648 for books and living expenses in addition to helping pay for tuition and fees at public and independent four-year colleges or other qualifying schools at the same level as the Cal Grant A award. The following charts include data on Transfer Entitlement Cal Grant A new paid recipients by: school segment, GPA, income, and age.

**TABLE 6**  
Cal Grant B New Paid Recipients by Age



Some items of note on Cal Grant B include:

- Out of 9,441 Transfer Entitlement Cal Grant B recipients in 2021-22, 5,468 (58%) were under 24 years of age, compared to 98% of Cal Grant A recipients (Table 6, p. 3; Table 2, p. 2). As a result, 48% of Cal Grant B recipients were independent compared to 4% of Cal Grant A recipients (Table 7a, p. 3; Table 3, p. 2).
- 72% of Cal Grant B recipients had a community college GPA of at least 3.0, compared to 81% of Cal Grant A recipients (Table 8, p. 3; Table 4, p. 2). This is despite the fact that the GPA requirement is the same for A and B for Transfer Entitlement applicants: 2.40.
- 5,185 of 9,441 (55%) Cal Grant B recipients had a family income below \$24,000.

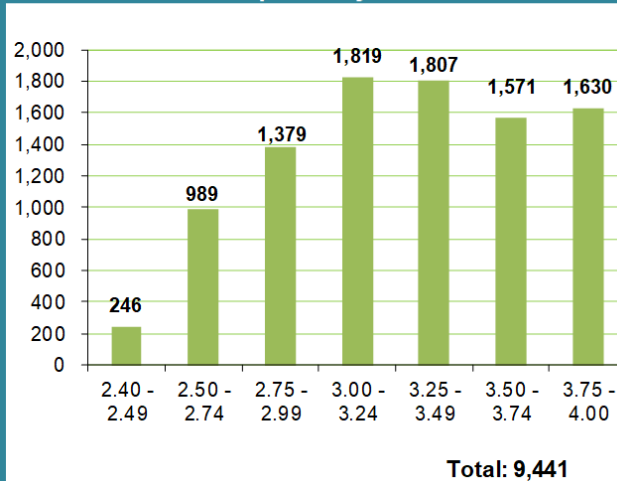
**TABLE 7a**  
Cal Grant B  
Average Parental Assets by Segment\*

| School Segment                               | Assets  |
|--|---------|
| University of California                     | \$2,477 |
| California State University                  | \$1,316 |
| Non-Profit Private Colleges and Universities | \$1,972 |
| For-Profit Private Colleges                  | \$476   |

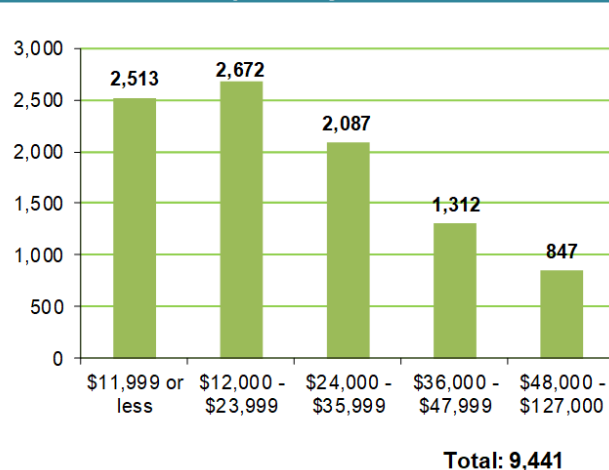
**TABLE 7b**  
Cal Grant B  
Average Student Assets by Segment

| School Segment                               | Assets |
|--|--------|
| University of California                     | \$440  |
| California State University                  | \$308  |
| Non-Profit Private Colleges and Universities | \$30   |
| For-Profit Private Colleges                  | \$308  |

**TABLE 8**  
Transfer Entitlement Cal Grant B New Paid Recipients by GPA

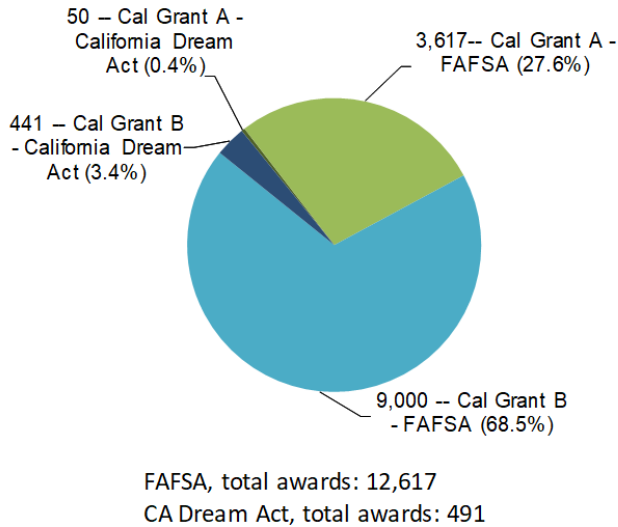


**TABLE 9**  
Transfer Entitlement Cal Grant B New Paid Recipients by Income



## About the New Paid Recipients

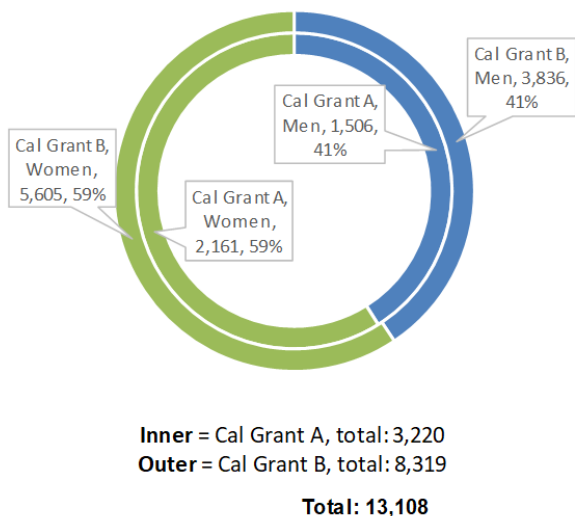
**TABLE 10**  
Transfer Entitlement Cal Grant A and B  
New Paid Recipients by Application Filed



**TABLE 11**  
Typical New Paid Recipient

|                                  | Age | Income   | GPA  | Family Size |
|----------------------------------|-----|----------|------|-------------|
| <b>Cal Grant A</b>               | 21  | \$78,063 | 3.39 | 4.0         |
| <b>Cal Grant B</b>               | 23  | \$23,439 | 3.28 | 2.7         |
| <b>All (Cal Grant A &amp; B)</b> | 22  | \$38,720 | 3.31 | 3.1         |

**TABLE 12**  
Transfer Entitlement Cal Grant A and B  
New Paid Recipients by Program and Gender



## About the Applicants

Applicants must meet multiple criteria to qualify. Submitting both the Free Application for Federal Student Aid (FAFSA) or the California Dream Act Application and the Cal Grant GPA Verification Form is the first step for students to be considered for a Transfer Entitlement Cal Grant award. For the 2021-22 award year, 29,154 met this first step and were sent a Preliminary Award letter along with a Transfer Entitlement Cal Grant Certification Form that they had to complete and return. The form included the following information:

- the month and year the student graduated from high school,
- the name of the high school and the city where it is located,
- the date the student became a resident of California,
- the name of the California Community College from which the student would be transferring during the 2021-22 award year, and
- the name of the school to which the student would be transferring during the 2021-22 award year.

Of the 29,154 applicants who received a Transfer Entitlement Cal Grant Certification Form, 21,348 returned the form. Of those 21,348 who returned the form, 13,426 met the qualifications for the Transfer Entitlement Cal Grant. 1,793 or 13.4 percent of the 13,426 were randomly selected for institutions to verify that they met the program's eligibility requirements.



California Student Aid Commission  
P.O. Box 419026  
Rancho Cordova, CA 95741-9026  
[www.csac.ca.gov](http://www.csac.ca.gov)

The California Student Aid Commission is the state principal agency responsible for administering financial aid programs for students attending public and private universities, colleges, and vocational schools in California. The financial aid programs include the Cal Grant program, the Chafee Grant Program and several targeted state scholarship and loan assumption programs. The Commission also administers financial aid awareness and outreach programs, such as CalSOAP and Cash for College, in collaboration with business, private industry and community-based organizations.

# New and Renewal Transfer Entitlement Cal Grants Selected for Verification

Assembly Bill 840 (Chapter 43, Statutes of 2006) requires new Transfer Entitlement offered award-ees to provide confirmation of meeting eligibility requirements. This bill also requires at least 10 per-cent of the new and renewal awards be randomly selected for campus-level verification that the offered awardees meet the program’s eligibility requirements before disbursing funds.

In the 2021-22 award year, 13,306 renewal offered awardees continue to be eligible for pay-ment. Of the 11,654 renewal offered awardees who were not previously verified, 1,180 or 10.1 percent, were randomly selected for institutions to verify in the 2021-22 award year that they met the program’s eligibility requirements.

**TABLE 11**  
Selected New Cal Grant A and B Offered Awardees  
by School Segment and Verification Status

| <i>University of California</i>                     |              |             |
|---|--------------|-------------|
| Verified and Eligible for Payment                   | 357          | 87%         |
| Verified and Ineligible                             | 12           | 3%          |
| Withdrawn   | 41           | 10%         |
| Pending Verification                                | 1            |             |
| <b>Total Selected for Verification</b>              | <b>411</b>   | <b>100%</b> |
| <i>California State University</i>                  |              |             |
| Verified and Eligible for Payment                   | 805          | 69%         |
| Verified and Ineligible                             | 92           | 8%          |
| Withdrawn   | 262          | 23%         |
| <b>Total Selected for Verification</b>              | <b>1,159</b> | <b>100%</b> |
| <i>Non-Profit Private Colleges and Universities</i> |              |             |
| Verified and Eligible for Payment                   | 119          | 76%         |
| Verified and Ineligible                             | 10           | 6%          |
| Withdrawn   | 26           | 17%         |
| Pending Verification                                | 2            | 1%          |
| <b>Total Selected for Verification</b>              | <b>157</b>   | <b>100%</b> |
| <i>For-Profit Private Colleges</i>                  |              |             |
| Verified and Eligible for Payment                   | 51           | 81%         |
| Verified and Ineligible                             | 1            | 2%          |
| Withdrawn   | 11           | 17%         |
| <b>Total Selected for Verification</b>              | <b>63</b>    | <b>100%</b> |

**TABLE 12**  
Selected New Cal Grant A and B Offered Awardees  
by Verification Status

| <i>All Segments</i>                    |              |             |
|--|--------------|-------------|
| Verified and Eligible for Payment      | 1,332        | 74%         |
| Verified and Ineligible                | 115          | 7%          |
| Withdrawn                              | 340          | 19%         |
| Pending Verification                   | 3            | 0%          |
| <b>Total Selected for Verification</b> | <b>1,790</b> | <b>100%</b> |

**TABLE 13**  
Selected Renewal Cal Grant A and B Offered Awardees  
by School Segment and Verification Status

| <i>University of California</i>                     |            |             |
|---|------------|-------------|
| Verified and Eligible for Payment                   | 229        | 89%         |
| Verified and Ineligible                             | 4          | 2%          |
| Pending Verification                                | 23         | 9%          |
| <b>Total Selected for Verification</b>              | <b>256</b> | <b>100%</b> |
| <i>California State University</i>                  |            |             |
| Verified and Eligible for Payment                   | 626        | 78%         |
| Verified and Ineligible                             | 25         | 3%          |
| Pending Verification                                | 151        | 19%         |
| <b>Total Selected for Verification</b>              | <b>802</b> | <b>100%</b> |
| <i>Non-Profit Private Colleges and Universities</i> |            |             |
| Verified and Eligible for Payment                   | 111        | 88%         |
| Verified and Ineligible                             | 1          | 1%          |
| Pending Verification                                | 11         | 11%         |
| <b>Total Selected for Verification</b>              | <b>123</b> | <b>100%</b> |
| <i>For-Profit Private Colleges</i>                  |            |             |
| Verified and Eligible for Payment                   | 16         | 80%         |
| Verified and Ineligible                             | 1          | 5%          |
| Pending Verification                                | 3          | 15%         |
| <b>Total Selected for Verification</b>              | <b>20</b>  | <b>100%</b> |

**TABLE 14**  
Selected Renewal Cal Grant A and B Offered Awardees  
by Verification Status

| <i>All Segments</i>                    |              |             |
|--|--------------|-------------|
| Verified and Eligible for Payment      | 961          | 81%         |
| Verified and Ineligible                | 31           | 3%          |
| Pending Verification                   | 188          | 16%         |
| <b>Total Selected for Verification</b> | <b>1,180</b> | <b>100%</b> |