



CAL GRANT A&B

Transfer Entitlement Program

Facts at Your Fingertips 2020-21 -- Transfer Entitlement

This document displays data about the 2020-21 California Community College Transfer Entitlement Cal Grant A and B new paid recipients. Total Transfer Entitlement new paid recipients: 11,539. It also includes data on the offered awardees selected for institutions to verify that students met the program's eligibility requirements.

In 2020-21, Transfer Entitlement Cal Grant A awards paid tuition and mandatory systemwide fees of up to \$12,570. Transfer Entitlement Cal Grant B awards paid \$1,656 in living expenses plus tuition and systemwide fees of up to \$12,570.

Senate Bill 1644 (Chapter 403, Statutes of 2000) guarantees a Transfer Entitlement Cal Grant A or B award to every student who: graduated from a California high school or its equivalent after June 30, 2000, was a California resident at the time of high school graduation, transfers to a qualifying baccalaureate-degree granting institution from a California Community College during the award year, is under the age of 28 at the time of the transfer, has a Community College GPA of at least 2.4, and has financial need as defined in California Education Code 69432.9.

Applicants who attended a California Community College in the 2018-19 academic year, and were otherwise eligible, qualified for a 2020-21 Transfer Entitlement Cal Grant award. Also, Dream Act students who met AB 540 criteria were eligible to apply for Transfer Entitlement Cal Grant awards, as authorized by Chapter 604, Statutes of 2011.

The data in this report reflect the 2020-21 Transfer Entitlement Cal Grant A and B new paid recipients. Paid Recipients are those who applied for a Transfer Entitlement Cal Grant award, met statutory requirements and were offered awards, attended Cal Grant partici-

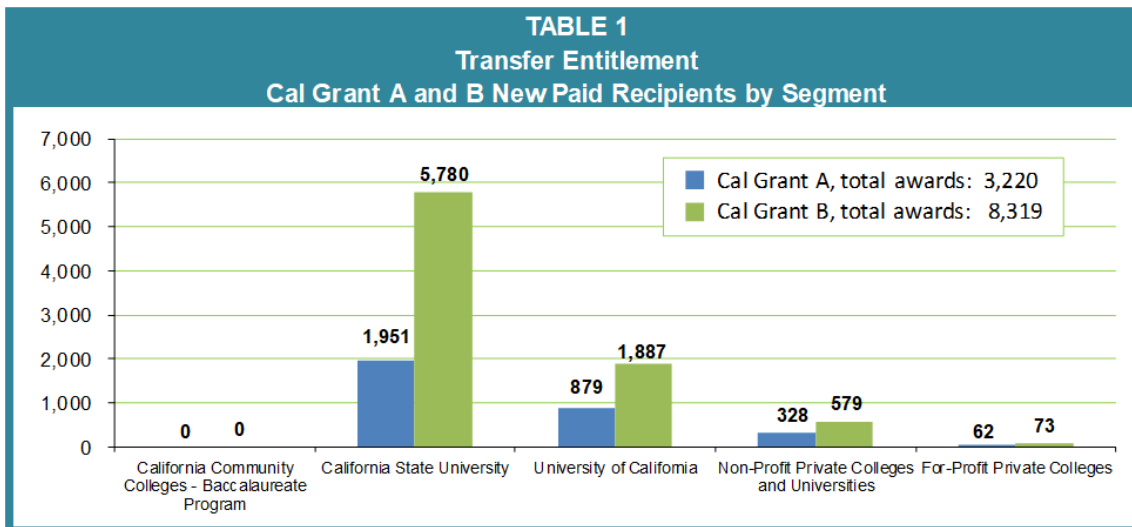
pating institutions, and received payment.

For 2020-21, 27,049 students were offered a preliminary Transfer Entitlement Cal Grant A and B awards, of which 17,483 provided confirmation of meeting the eligibility requirements. About 66%, or 11,539 of 17,483 actually used their awards and became Paid Recipients, including 3,220 in the Transfer Entitlement Cal Grant A program and 8,319 in the Transfer Entitlement Cal Grant B program.

Some items of note include:

- Over 88% (2,829 of 3,220) of Paid Recipients in the Transfer Entitlement Cal Grant A program attended the University of California (UC) and the California State University (CSU) (Table 1, p. 1).
- Over 69% (6,923 of 9,920) of Paid Recipients in the Transfer Entitlement Cal Grant B program attended the California State University (CSU), and CSU had more than twice as many Transfer Entitlement Cal Grant B Paid Recipients as UC (Table 1, p. 1).
- 4,976, or 60%, of the 8,319 Entitlement Cal Grant B Paid Recipients had incomes of less than \$24,000 (Table 9, p. 3). The maximum family income for a Cal Grant B in 2020-21 is \$67,600

This report also includes data on new and renewal offered awardees selected for verification by the institutions.



Entitlement Cal Grant

A

Cal Grant A awards provide for full systemwide fees at the California State University (\$5,742) and the University of California (\$12,570), as well as tuition support at independent four-year California colleges and universities (\$9,084), private for-profit institutions accredited by the Western Association of Schools and Colleges (\$8,056), and private career colleges (\$4,000). The following charts include data on Transfer Entitlement Cal Grant A new paid recipients by: school segment, GPA, income, and age.

TABLE 2
Cal Grant A New Paid Recipients by Age

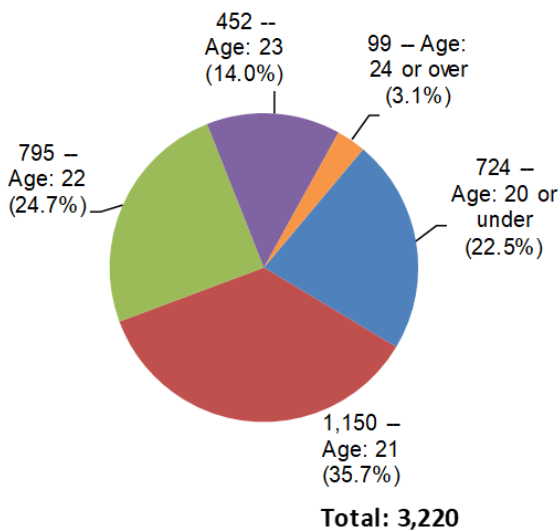


TABLE 3
Cal Grant A
Average Parental Assets by Segment*

School Segment	Assets
University of California	\$6,469
California State University	\$3,932
Non-Profit Private Colleges and Universities	\$4,934
For-Profit Private Colleges	\$2,510

* Assets do not include the primary residence or retirement plans; 96 percent of new paid recipients are dependent.

TABLE 4
Transfer Entitlement Cal Grant A New Paid Recipients by GPA

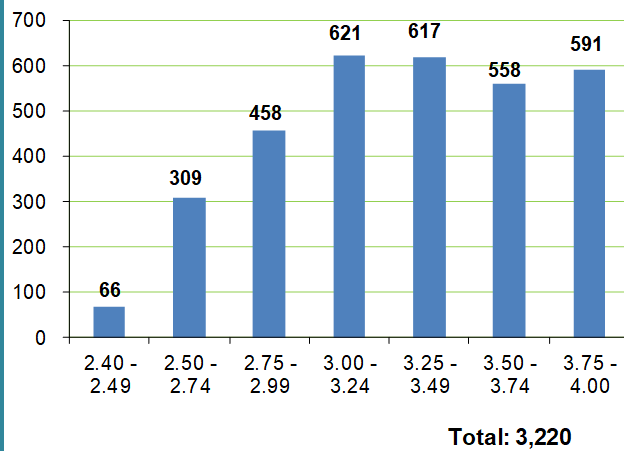
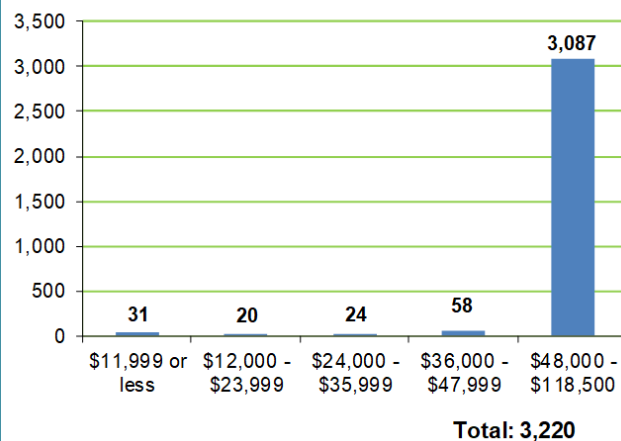


TABLE 5
Transfer Entitlement Cal Grant A New Paid Recipients by Income



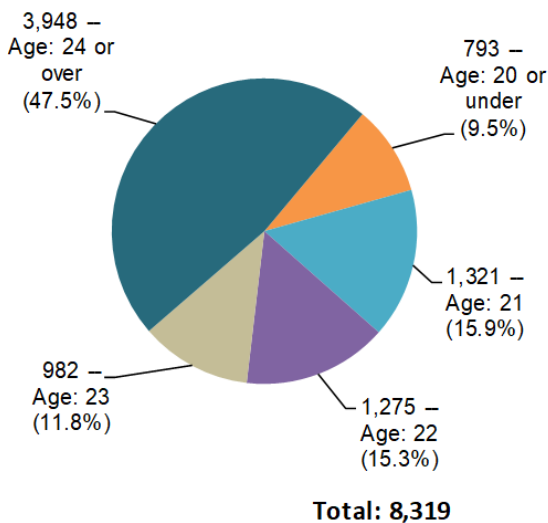
Some items of note on Cal Grant A include:

- Out of 3,220 Transfer Entitlement Cal Grant A recipients in 2020-21, 3,121 (97%) were under 24 years of age, compared to 53% of Cal Grant B recipients (Table 2, p. 2; Table 6, p. 3). As a result, 3% of Cal Grant A recipients were independent compared to 52% of Cal Grant B recipients (Table 3, p. 2; Table 7a, p. 3).
- 74% of Cal Grant A recipients had a community college GPA of at least 3.0, compare to 65% of Cal Grant B recipients (Table 4, p. 2; Table 8, p. 3). This is despite the fact that the GPA requirement is the same for A and B for Transfer Entitlement applicants: 2.40.

Entitlement **B** Cal Grant

Cal Grant B awards provide up to \$1,656 for books and living expenses in addition to helping pay for tuition and fees at public and independent four-year colleges or other qualifying schools at the same level as the Cal Grant A award. The following charts include data on Transfer Entitlement Cal Grant A new paid recipients by: school segment, GPA, income, and age.

TABLE 6
Cal Grant B New Paid Recipients by Age



Some items of note on Cal Grant B include:

- Out of 8,319 Transfer Entitlement Cal Grant B recipients in 2020-21, 4,371 (52%) were under 24 years of age, compared to 97% of Cal Grant A recipients (Table 6, p. 3; Table 2, p. 2). As a result, 52% of Cal Grant B recipients were independent compared to 4% of Cal Grant A recipients (Table 7a, p. 3; Table 3, p. 2).
- 65% of Cal Grant B recipients had a community college GPA of at least 3.0, compared to 75% of Cal Grant A recipients (Table 8, p. 3; Table 4, p. 2). This is despite the fact that the GPA requirement is the same for A and B for Transfer Entitlement applicants: 2.40.
- 4,976 of 8,319 (60%) Cal Grant B recipients had a family income below \$24,000.

TABLE 7a
Cal Grant B
Average Parental Assets by Segment*

School Segment	Assets
University of California	\$2,467
California State University	\$919
Non-Profit Private Colleges and Universities	\$1,767
For-Profit Private Colleges	\$468

TABLE 7b
Cal Grant B
Average Student Assets by Segment

School Segment	Assets
University of California	\$445
California State University	\$238
Non-Profit Private Colleges and Universities	\$345
For-Profit Private Colleges	\$98

TABLE 8
Transfer Entitlement Cal Grant B New Paid Recipients by GPA

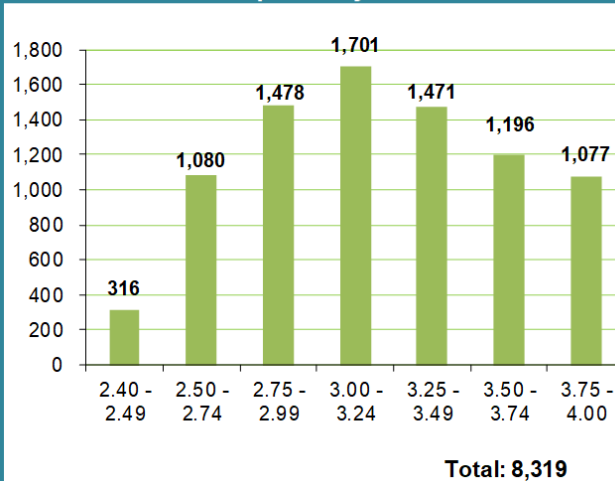
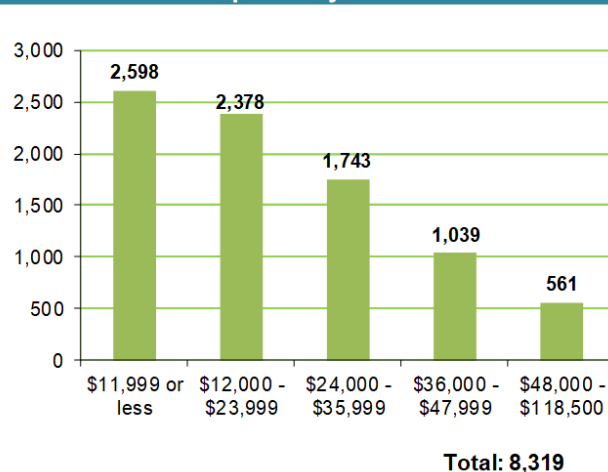


TABLE 9
Transfer Entitlement Cal Grant B New Paid Recipients by Income



About the New Paid Recipients

TABLE 10
Transfer Entitlement Cal Grant A and B
New Paid Recipients by Application Filed

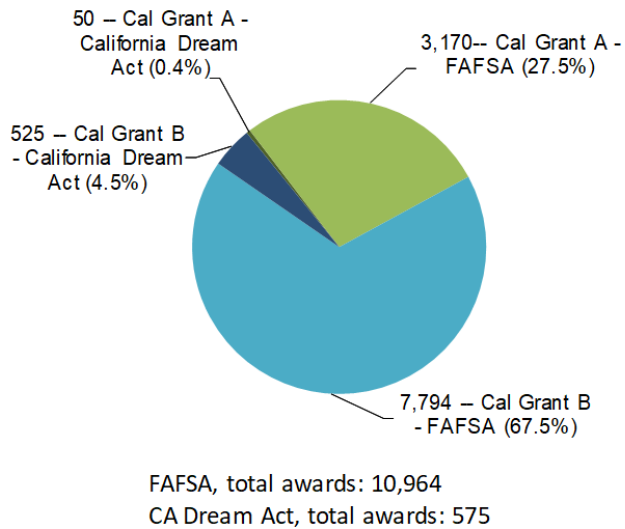
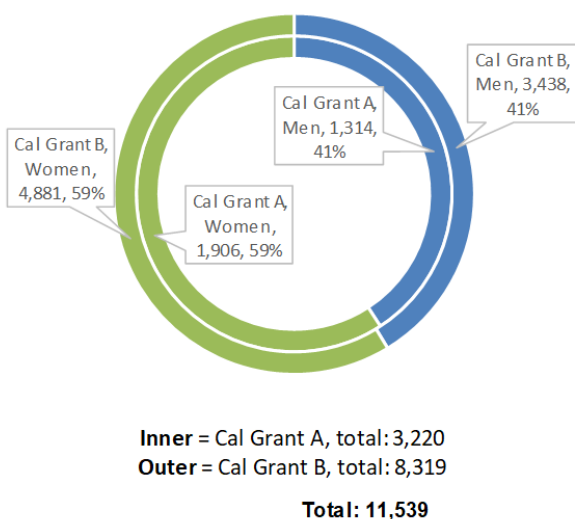


TABLE 11
Typical New Paid Recipient

	Age	Income	GPA	Family Size
Cal Grant A	21	\$76,153	3.30	4.1
Cal Grant B	23	\$21,519	3.20	2.5
All (Cal Grant A & B)	23	\$36,765	3.23	3.0

TABLE 12
Transfer Entitlement Cal Grant A and B
New Paid Recipients by Program and Gender



About the Applicants

Applicants must meet multiple criteria to qualify. Submitting both the Free Application for Federal Student Aid (FAFSA) or the California Dream Act Application and the Cal Grant GPA Verification Form is the first step for students to be considered for a Transfer Entitlement Cal Grant award. For the 2020-21 award year, 27,049 met this first step and were sent a Preliminary Award letter along with a Transfer Entitlement Cal Grant Certification Form that they had to complete and return. The form included the following information:

- the month and year the student graduated from high school,
- the name of the high school and the city where it is located,
- the date the student became a resident of California,
- the name of the California Community College from which the student would be transferring during the 2020-21 award year, and
- the name of the school to which the student would be transferring during the 2020-21 award year.

Of the 27,049 applicants who received a Transfer Entitlement Cal Grant Certification Form, 17,783 returned the form. Of those 17,783 who returned the form, 11,933 met the qualifications for the Transfer Entitlement Cal Grant. 1,444 or 12.1 percent of the 11,933 were randomly selected for institutions to verify that they met the program's eligibility requirements.



California Student Aid Commission
P.O. Box 419026
Rancho Cordova, CA 95741-9026
www.csac.ca.gov

The California Student Aid Commission is the state principal agency responsible for administering financial aid programs for students attending public and private universities, colleges, and vocational schools in California. The financial aid programs include the Cal Grant program, the Chafee Grant Program and several targeted state scholarship and loan assumption programs. The Commission also administers financial aid awareness and outreach programs, such as CalSOAP and Cash for College, in collaboration with business, private industry and community-based organizations.

New and Renewal Transfer Entitlement Cal Grants Selected for Verification

Assembly Bill 840 (Chapter 43, Statutes of 2006) requires new Transfer Entitlement offered award-ees to provide confirmation of meeting eligibility requirements. This bill also requires at least 10 per- cent of the new and renewal awards be randomly selected for campus-level verification that the offered awardees meet the program’s eligibility requirements before disbursing funds.

In the 2020-21 award year, 15,056 renewal offered awardees continue to be eligible for pay- ment. Of the 12,672 renewal offered awardees who were not previously verified, 1,304 or 10.3 percent, were randomly selected for institutions to verify in the 2020-21 award year that they met the program’s eligibility requirements.

TABLE 11
Selected New Cal Grant A and B Offered Awardees
by School Segment and Verification Status

<i>University of California</i>		
Verified and Eligible for Payment	300	86%
Verified and Ineligible	5	1%
Withdrawn	33	13%
Pending Verification	1	
Total Selected for Verification	339	100%
<i>California State University</i>		
Verified and Eligible for Payment	700	79%
Verified and Ineligible	44	3%
Withdrawn	181	18%
Total Selected for Verification	925	100%
<i>Non-Profit Private Colleges and Universities</i>		
Verified and Eligible for Payment	105	82%
Verified and Ineligible	5	3%
Withdrawn	16	14%
Pending Verification	2	0%
Total Selected for Verification	128	99%
<i>For-Profit Private Colleges</i>		
Verified and Eligible for Payment	42	85%
Verified and Ineligible	1	0%
Withdrawn	8	15%
Total Selected for Verification	51	100%

TABLE 12
Selected New Cal Grant A and B Offered Awardees
by Verification Status

<i>All Segments</i>		
Verified and Eligible for Payment	1,147	81%
Verified and Ineligible	55	2%
Withdrawn	238	16%
Pending Verification	3	0%
Total Selected for Verification	1,443	99%

TABLE 13
Selected Renewal Cal Grant A and B Offered Awardees
by School Segment and Verification Status

<i>University of California</i>		
Verified and Eligible for Payment	271	98%
Verified and Ineligible	4	0%
Pending Verification	19	2%
Total Selected for Verification	294	100%
<i>California State University</i>		
Verified and Eligible for Payment	697	100%
Verified and Ineligible	19	0%
Pending Verification	136	0%
Total Selected for Verification	852	100%
<i>Non-Profit Private Colleges and Universities</i>		
Verified and Eligible for Payment	111	98%
Verified and Ineligible	7	0%
Pending Verification	18	2%
Total Selected for Verification	136	100%
<i>For-Profit Private Colleges</i>		
Verified and Eligible for Payment	20	100%
Verified and Ineligible	0	0%
Pending Verification	2	0%
Total Selected for Verification	22	100%

TABLE 14
Selected Renewal Cal Grant A and B Offered Awardees
by Verification Status

<i>All Segments</i>		
Verified and Eligible for Payment	1,099	99%
Verified and Ineligible	30	0%
Pending Verification	175	1%
Total Selected for Verification	1,304	100%