



MIDDLE CLASS SCHOLARSHIP

Facts at Your Fingertips 2022-23 — Middle Class Scholarship

This document presents aggregate demographic data about the 2022-23 Middle Class Scholarship paid recipients. Total Middle Class Scholarship paid recipients: 297,748

The Middle Class Scholarship program provides eligible undergraduate students at the University of California (UC) or the California State Universities (CSU).

Assembly Bill 94 (Chapter 50, Statutes of 2013), established the Middle Class Scholarship program for eligible students attending a UC or CSU, to be phased in over four years. The scholarship amount, combined with other publicly funded financial aid received by the student, could be up to 40 percent of the institution’s mandatory system-wide tuition and fees.

Starting with the 2022-23 Assembly Bill 183 (Chapter 54, Statutes of 2022) established that MCS awards are based on a student's total cost of attendance minus a student contribution of \$7.848 and other categories of financial aid. The MCS program funds are set by statute and may be amended during the fiscal budget process. The allocation for 2022-23 was approximately \$632 million.

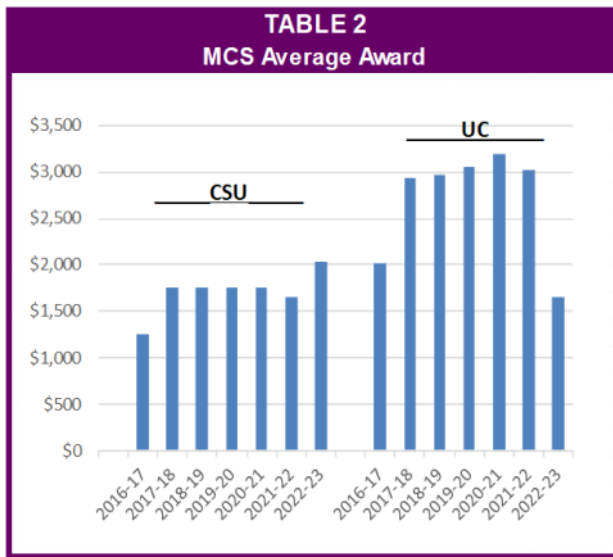
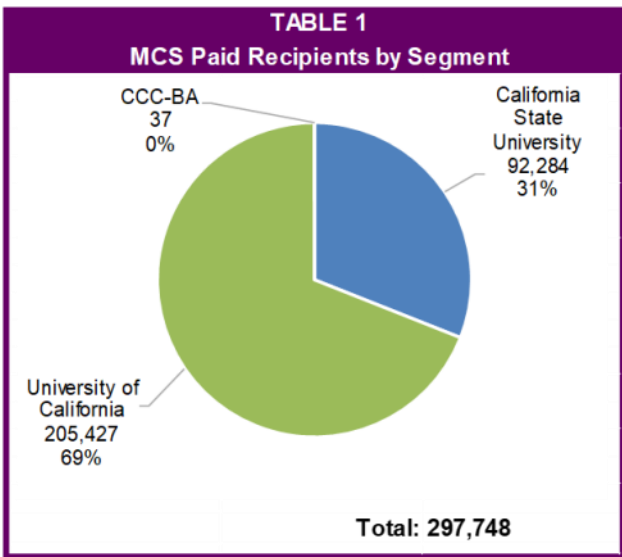
Students who are eligible are those who complete a FAFSA or CADAA by the March 2nd deadline and meet the fol-

lowing criteria:

- California resident;
- Enrolled in a UC or CSU undergraduate program;
- Household income less than or equal to \$201,000; and
- Annual household asset amount of no more than \$201,000.

The data in this report reflect the 2022-23 MCS paid recipients. Paid Recipients are those UC and CSU undergraduate students who applied for MCS awards, met statutory requirements, were offered awards, and received payment.

As of October 16, 2022, 300,105 students were offered a 2022-23 MCS award which included 93,232 at the UC, 206,827 at the CSU and 46 at California Community College Baccalaureate Degree Programs. Of the 300,105 offered awardees, 297,748 (99.2%) actually used their awards and became Paid Recipients, 92,284 at the UC, 205,427 at the CSU and 37 at California Community College Baccalaureate Degree Programs.





University of California

At the University of California (UC), 92,284 students were paid with an average award of \$1,654. The total amount paid to UC students was \$419,207,292. The following charts include data on UC paid recipients by: dependency, assets, gender, income, education level, and age.

TABLE 3

Average UC Assets by Dependency*

Dependency	Assets
Dependent - Parent Assets	\$13,059
Independent - Student Assets	\$1,842

* Assets do not include the primary residence or retirement plans; 92 percent of new paid recipients are dependent.

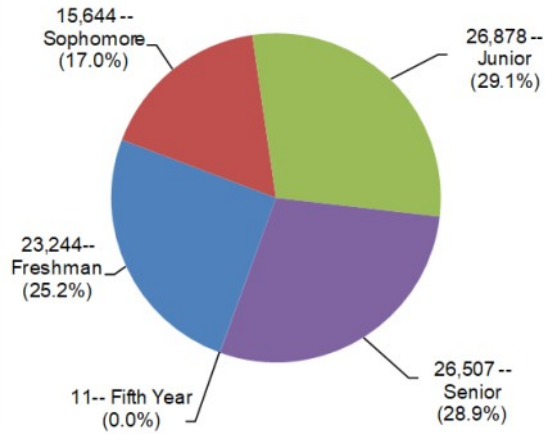
TABLE 4

UC Paid Recipients by Gender

Gender	Count	Percent
Women	55,871	60.5%
Men	36,413	39.5%

TABLE 6

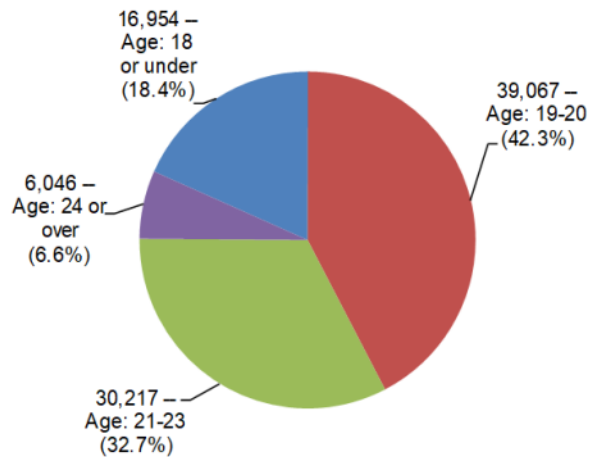
UC Paid Recipients by Education Level



Total: 92,284

TABLE 7

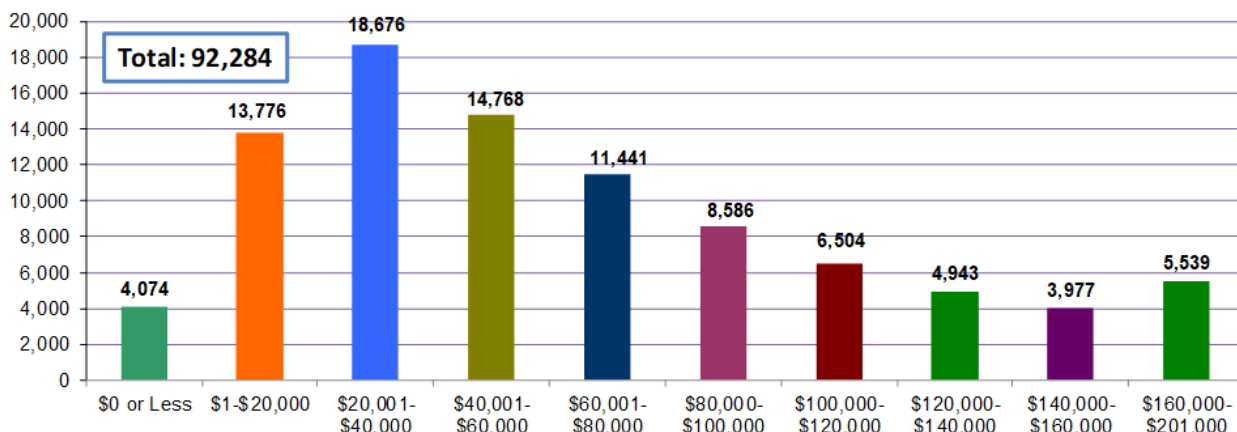
UC Paid Recipients by Age



Total: 92,284

TABLE 5

University of California Paid Recipients by Income





California State University

At the California State University (CSU), 205,427 students were paid with an average award of \$2,041. The total amount paid to CSU students was \$419,207,292. The following charts include data on CSU paid recipients by: dependency, as-sets, gender, income, education level, and age.

TABLE 8

Average CSU Assets by Dependency*

Dependency	Assets
Dependent - Parent Assets	\$8,248
Independent - Student Assets	\$1,294

* Assets do not include the primary residence or retirement plans; 70 percent of new paid recipients are dependent.

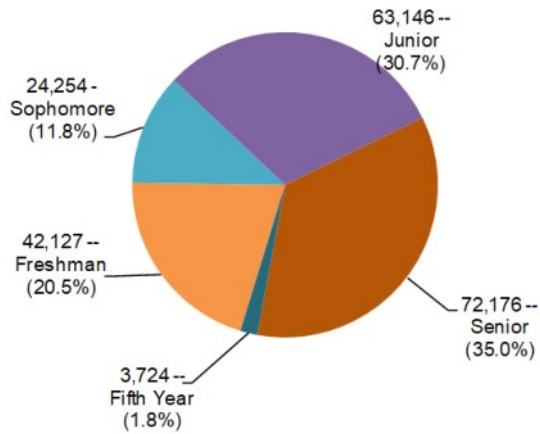
TABLE 9

CSU Paid Recipients by Gender

Gender	Count	Percent
Women	124,381	60.5%
Men	81,046	39.5%

TABLE 11

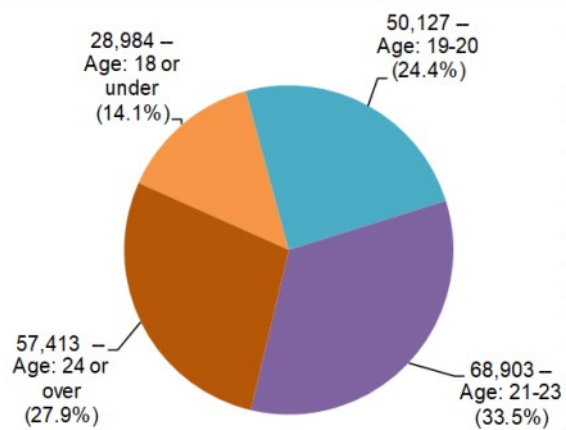
CSU Paid Recipients by Education Level



Total: 205,427

TABLE 12

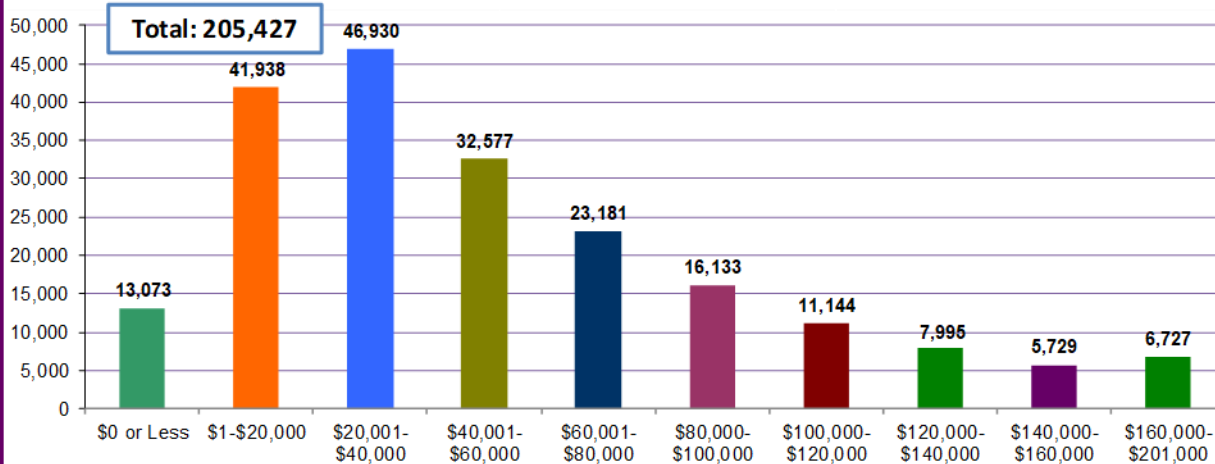
CSU Paid Recipients by Age



Total: 205,427

TABLE 10

California State University Paid Recipients by Income



About the Paid Recipients

TABLE 13
Middle Class Scholarship
Paid Recipients by Application Filed

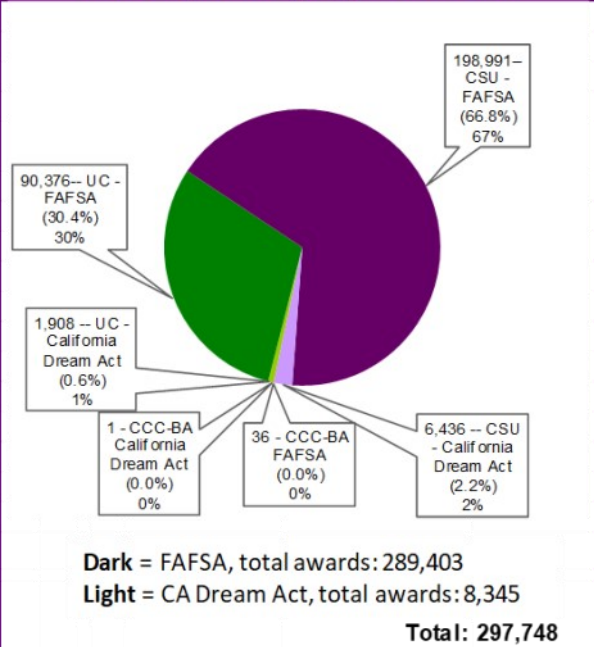
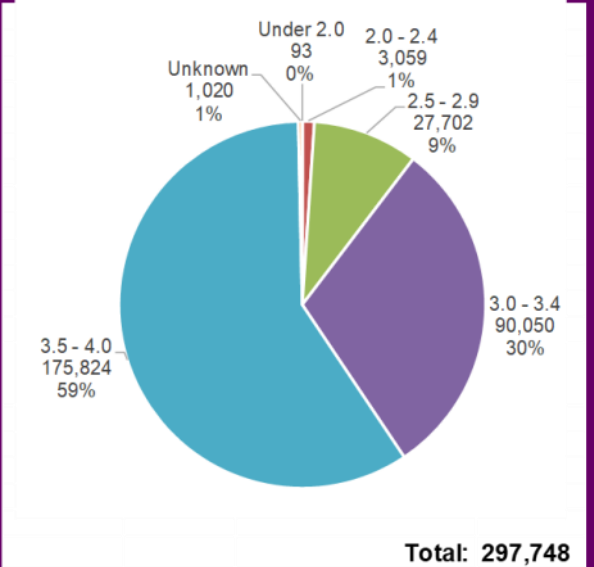


TABLE 14
Typical Middle Class Scholarship Paid Recipient

	Income	Family Size	Age
Univ. of California	\$64,468	3.8	20
California State U.	\$52,718	3.3	23
All Recipients	\$56,357	3.4	22

TABLE 15
MCS Paid Recipient by GPA



About the Applicants

Applicants must meet multiple criteria to qualify. Submitting both the Free Application for Federal Student Aid (FAFSA) or the California Dream Act Application is the first step for students to be considered for a Middle Class Scholarship award. Students must then have their enrollment confirmed by their school in order to be offered an award. Of the 391,588 applicants who were successful in these steps, 91,483 were not eligible, including: 63,399 due to other aid covering tuition and fees, 7,435 due to income exceeding the ceiling, 8,280 due to assets exceeding the ceiling, 6,564 due to not meeting the deadline, and 3,692 having insufficient remaining eligibility. The remaining 300,105 were offered a Middle Class Scholarship, and 297,748 of these became paid recipients.



California Student Aid Commission
P.O. Box 419026
Rancho Cordova, CA 95741-9026
www.csac.ca.gov

The California Student Aid Commission is the state principal agency responsible for administering financial aid programs for students attending public and private universities, colleges, and vocational schools in California. The financial aid programs include the Cal Grant program, the Middle Class Scholarship program, the Chafee Grant Program and several targeted state scholarship and loan assumption programs. The Commission also administers financial aid awareness and outreach programs, such as CalSOAP and Cash for College, in collaboration with business, private industry and community-based organizations.