

---

---

**CALIFORNIA STUDENT AID COMMISSION**  
**2014-15 to 2022-23 CAL GRANT C**

---



**CSAC**

CALIFORNIA  
**STUDENT AID**  
COMMISSION

**Legislative Report Requirement**  
California Education Code Section 69439(j)(3)

## COMMISSION MEMBERS

**Catalina Cifuentes (Chair)**

California Secondary Schools Representative  
Governor Appointee

**Debra Maxie (Secretary)**

General Public Representative  
Senate Rules Appointee

**David O'Brien**

California Community College Representative  
Governor Appointee

**Shannon Gary**

Independent California Colleges and  
Universities Representative  
Governor Appointee

**Angel Rodriguez**

Public, Proprietary, Non-Profit Representative  
Governor Appointee

**Juanita Doplemore**

General Public Representative  
Speaker of Assembly Appointee

**Guillermo Mayer**

General Public Representative  
Speaker of Assembly Appointee

**Chao Vang**

General Public Representative  
Governor Appointee

**Anahi-Marcella Araziat**

Student Representative  
Governor Appointee

**Charles T. Nies (Vice Chair)**

University of California Representative  
Governor Appointee

**Patrick Day**

California State University Representative  
Governor Appointee

**Alexis Takagi**

Student Representative  
Governor Appointee

**David Valladolid**

General Public Representative  
Senate Rules Appointee

**Audrey Dow**

General Public Representative  
Governor Appointee

**Eva Robinson**

General Public Representative  
Governor Appointee

## **INTRODUCTION**

Section 69439(j)(3) of the California Education Code requires the California Student Aid Commission (Commission) to biannually report to the Legislature on outcomes of the Cal Grant C program. The data shall include at a minimum the following recipient information: the age, gender, and segment of attendance of award recipients; the occupations prioritized for awards; the number of applicants prioritized based on their occupational goals; and the workforce outcomes of award recipients.

The Commission is the state's principal provider of intersegmental statewide grant aid to postsecondary students. Founded in 1955 as the California State Scholarship Commission, the Commission's primary programmatic responsibilities include administration of the Cal Grant Program, the Middle Class Scholarship, the Chafee Grant Program for foster youth and several targeted state scholarship and loan assumption programs. The Commission administers financial aid awareness and outreach programs, such as the California Student Opportunity and Access Program (Cal-SOAP) and Cash for College, in collaboration with business, private industry, and community-based organizations.

The Commission consists of 15 appointed members. Eleven members are appointed by the Governor and represent segments of the State's higher education community, postsecondary education students, and the general public. In addition, the Speaker of the Assembly and the Senate Rules Committee each appoint two Commission members as representatives of the general public.

The Commission also exercises policy leadership on student financial aid issues, evaluates the effectiveness of its programs, conducts research and long-range planning as a foundation for program improvement, reports on total state financial aid needs, and disseminates information to students and their families.

In its policy decision-making, the Commission receives advice and recommendations from its staff, the postsecondary education segments, relevant state agencies, representatives of secondary schools, student groups, and various levels of government.

## **BACKGROUND**

On September 11, 2000, Senate Bill 1644 (Chapter 403, Statutes of 2000), also known as the Ortiz-Pacheco-Poochigian-Vasconcellos Cal Grant Program, was signed into law. This historic bill changed the Cal Grant Program, which previously consisted of Cal Grant A awards, Cal Grant B awards, Cal Grant C awards, and Cal Grant T awards. The Cal Grant Program currently consists of the following components: High School Entitlement Cal Grant A and B awards, California Community College Transfer Entitlement Cal Grant A and B awards, Competitive Cal Grant A and B awards, and the existing Cal Grant C awards.

The Ortiz-Pacheco-Poochigian-Vasconcellos Cal Grant Act implemented the state's commitment to provide educational opportunity by ensuring both student access to and selection of an institution of higher education for students with financial need. This commitment to both access and choice remains unchanged.

Cal Grants support the State's commitment to access and choice for California's most disadvantaged students. It provides a way to choose an institution best suited to the student, not

just what the student initially might think they can afford. As a result, Cal Grant awards are offered to students attending all segments of Cal Grant eligible postsecondary institutions: the California Community Colleges, the University of California, the California State University, as well as a large variety of non-profit and for-profit institutions.

The Cal Grant C is provided to students in Career Technical Education programs between four months and two years in length at California Community Colleges, private for-profit colleges and some private non-profit colleges. In 2023-24 the maximum award amount was \$1,094 for new and renewal offered awardees to cover training-related costs, such as books, tools and equipment, for California Community College students and \$547 for training-related costs, such as books, tools and equipment, for students in other education segments.

CSAC works closely with the California Employment Development Department to identify occupations based on job openings, projected growth, projected wages and within career paths that lead to economic security. Applicants indicating that they are pursuing one of these occupations are prioritized for a Cal Grant C award. Table 1 lists the occupations that are prioritized for the 2023-24 academic year.

Table 1: 2023-24 Cal Grant C Priority Occupational List

SOC Code	Occupational Title
11-3071	Transportation, Storage, and Distribution Managers
11-9051	Food Service Managers
15-1134	Web Developers
15-1151	Computer User Support Specialists
15-1152	Computer Network Support Specialists
17-3021	Aerospace Engineering and Operations Technicians
17-3025	Environmental Engineering Technicians
19-4091	Environmental Science and Protection Technicians, Including Health
19-4099	Life, Physical, and Social Science Technicians, All Other
23-2011	Paralegals and Legal Assistants
27-3099	Media and Communication Workers, All Other
29-1126	Respiratory Therapists
29-1141	Registered Nurses
29-2021	Dental Hygienists
29-2031	Cardiovascular Technologists and Technicians
29-2032	Diagnostic Medical Sonographers
29-2034	Radiologic Technologists
29-2035	Magnetic Resonance Imaging Technologists
29-2055	Surgical Technologists
29-2061	Licensed Practical and Licensed Vocational Nurses
29-9099	Healthcare Practitioners and Technical Workers, All Other
31-2011	Occupational Therapy Assistants
31-2021	Physical Therapist Assistants
37-1012	First-Line Supervisors of Landscaping, Lawn Service, and Groundskeeping Workers
39-1010	First-Line Supervisors of Gaming Workers
41-3099	Sales Representatives, Services, All Other
47-2152	Plumbers, Pipefitters, and Steamfitters
49-9021	Heating, Air Conditioning, and Refrigeration Mechanics and Installers
51-4012	Computer Numerically Controlled Machine Tool Programmers, Metal and Plastic
53-1048	First-Line Supervisors of Transportation and Material Moving Workers, Except Aircraft Cargo Handling

## NEW CAL GRANT C AWARDS

New Cal Grant C awards are available to low- and middle-income applicants receiving occupational or technical training in a course that was at least four months long. The commission was authorized to award up to 7,761 Cal Grant C awards in the 2022-23 academic year. The number of paid recipients has ranged from about 5-7 thousand students over the most recent academic years from 2014-15 to 2020-21 then declined to less than 2,000 awards in the 2021-22 and 2022-23 academic years. By segment, students attending private for-profit colleges represented the majority of Cal Grant C recipients at 79% in 2022-23 (figure 2). Cal Grant C recipients who were age 30 or older represented the largest share of students at 38% in 2022-23 (figure 3). Broken out by income, Cal Grant C recipients who had a family income of less \$25,000 per year was 40%, down from previous years (figure 4). Disaggregated by gender 70% were female compared to 29% male in 2022-23 (figure 5). The share of Cal Grant C Recipients Pursuing Priority Occupations has increased to 68% in the most recent year from 36% several years earlier in 2019-20 (table 2).

Figure 1: Award outcomes for Cal Grant C Applicants, 2014-15 to 2022-23

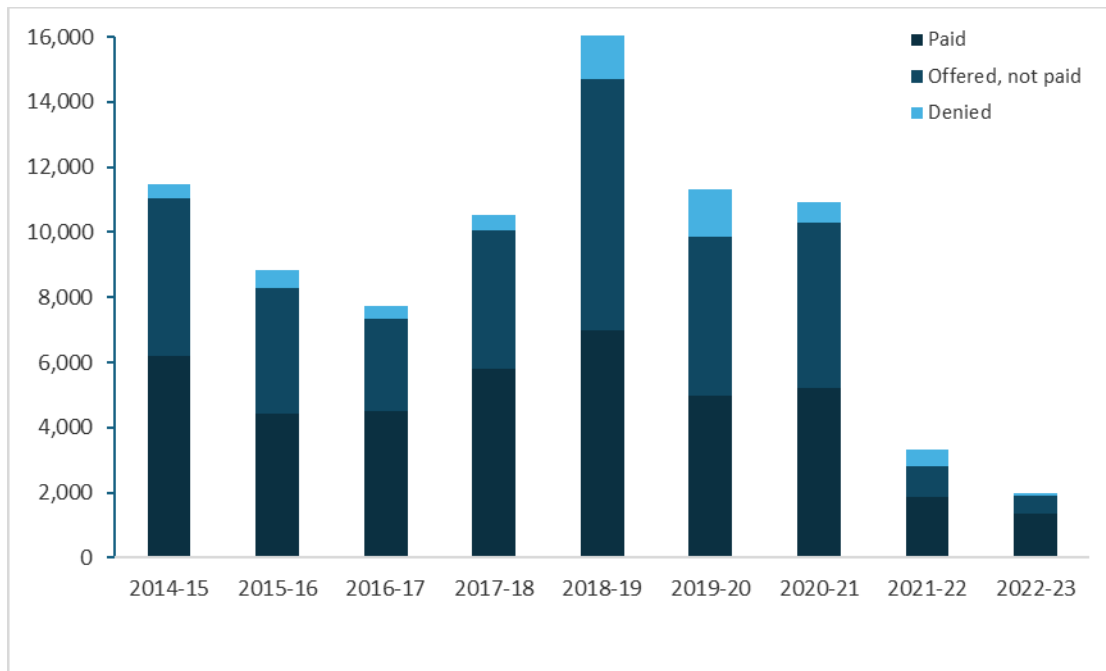


Figure 2: Cal Grant C Recipients by Segment of Attendance, 2014-15 to 2022-23

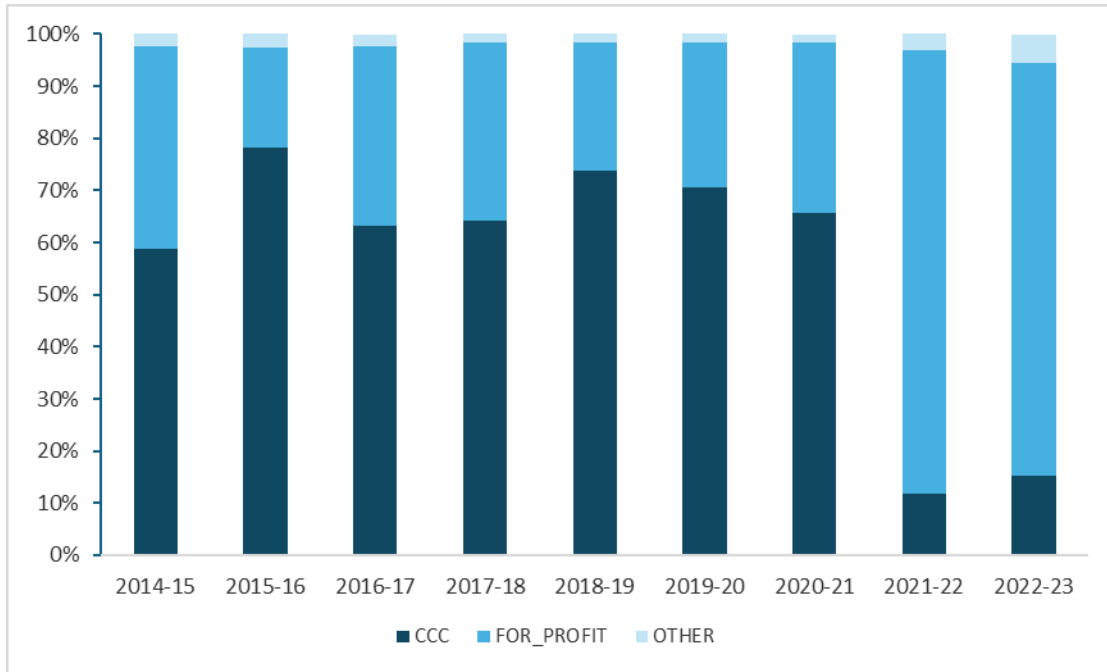


Figure 3: Cal Grant C Recipients by Age, 2014-15 to 2022-23

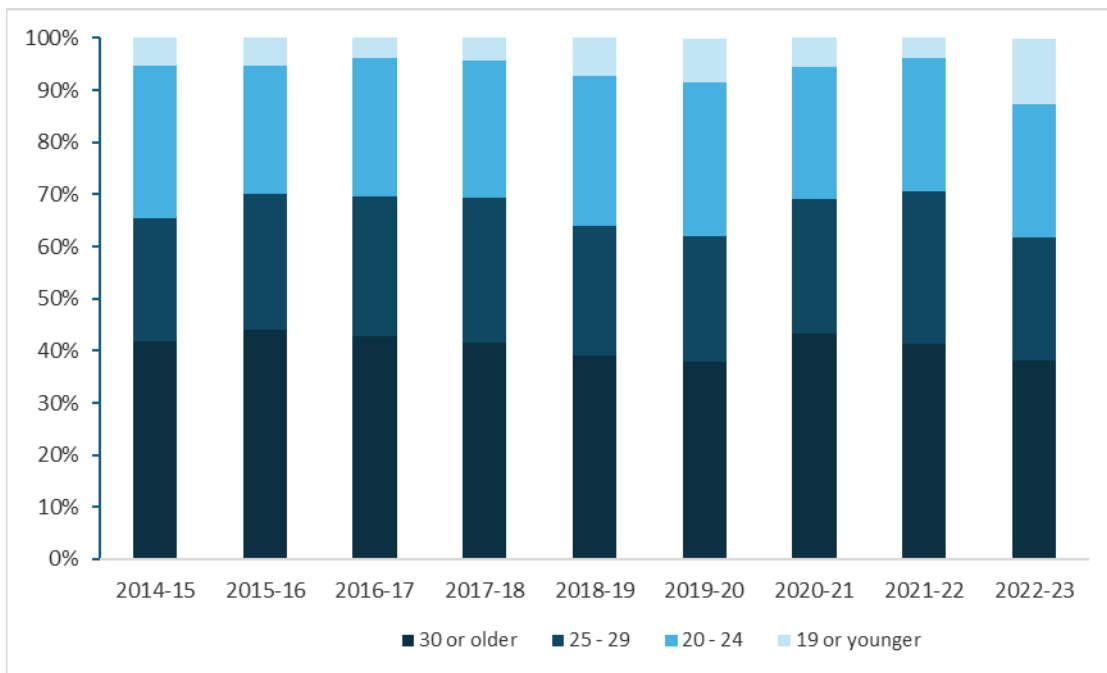


Figure 4: Cal Grant C Recipients by Income, 2014-15 to 2022-23

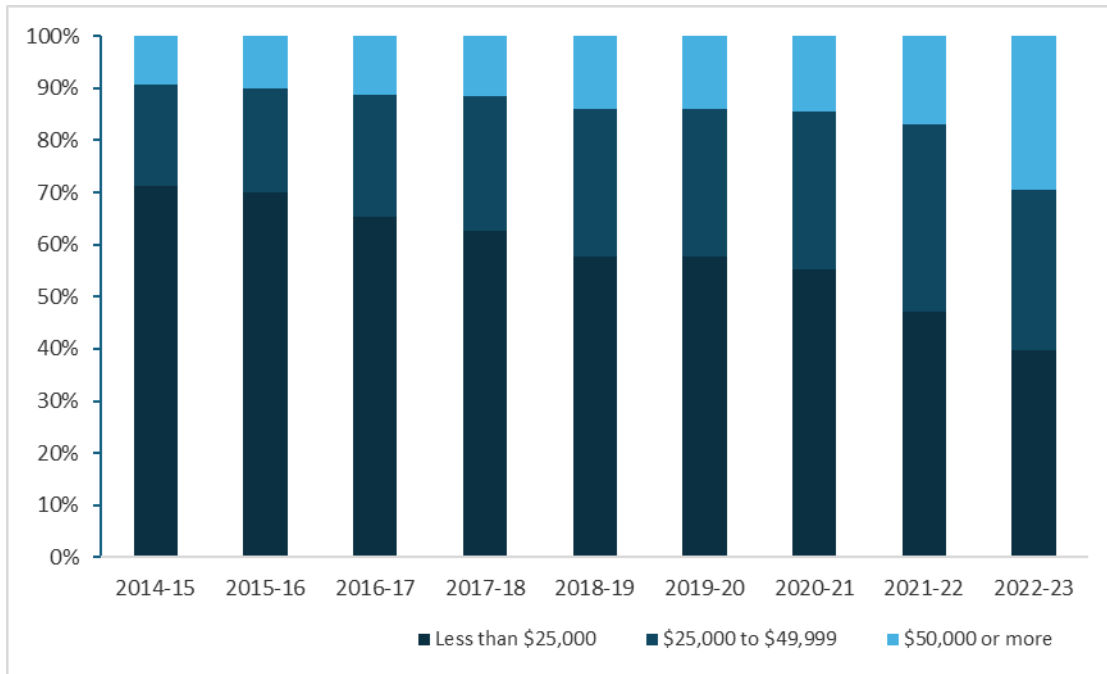


Figure 5: Cal Grant C Recipients by Gender, 2014-15 to 2022-23

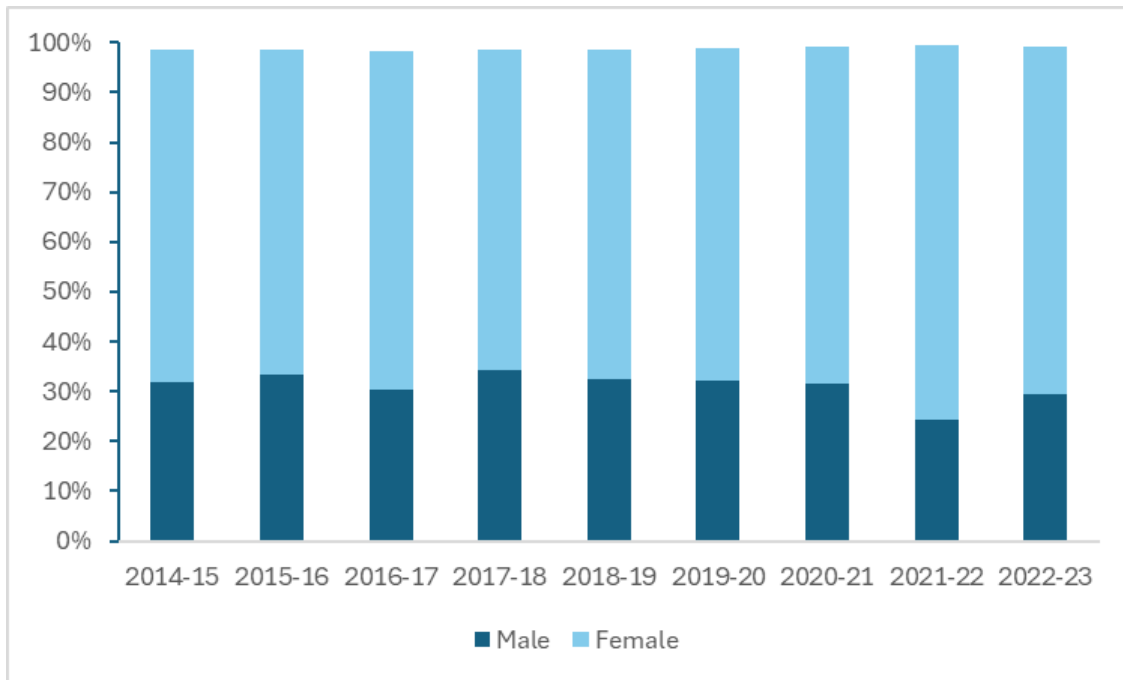


Table 2: Share of Cal Grant C Recipients Pursuing Priority Occupations

	2016-17	2017-18	2018-19	2019-20	2020-21	2021-22	2022-23
Total applicants offered award	7,330	10,056	14,701	9,863	10,295	2,829	1,908
# pursuing priority occupation	2,562	3,454	4,793	3,544	4,681	1,811	1,298
% pursuing priority occupations	35.0	34.3	32.6	35.9	45.5	64.0	68.0

### CAL GRANT C AWARDS DEGREE/CERTIFICATE & EMPLOYMENT OUTCOMES

About 80% of California Community College students who had a Cal Grant C award in 2018-19 or 2019-20 and completed some type of certificate or degree ended up earning an associate degree (figure 6). The annual earnings of Cal Grant C recipients who were first awarded in 2019-20 and attended a California Community College were totaled after three years in 2022. Earnings were calculated by the California Community Colleges Chancellor’s Office using California Employment Development Department Unemployment Insurance wage data. The median earnings for these students was \$16,320 and the average was \$26,167. 59% were found to have earned \$25,000 or less in 2022 while 18.5% were found to earn \$50,000 or more (figure 7). The most common industry of employment for this group was ‘General Medical and Surgical Hospitals’.

Figure 6: Cal Grant C Recipients at California Community Colleges by highest award completed, combined 2018-19 & 2019-20 award cohorts

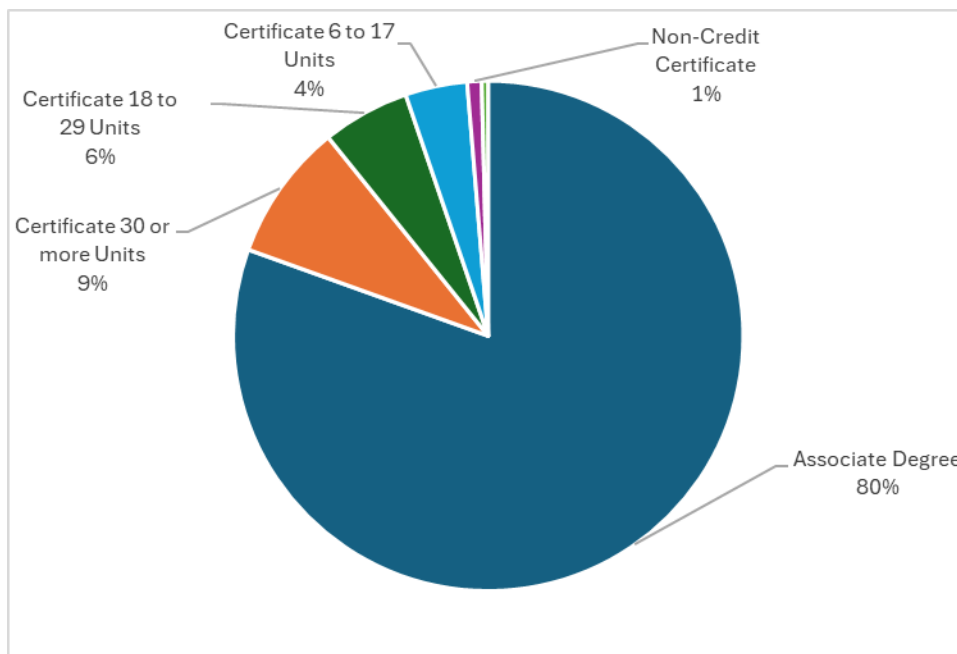




Figure 7: 2020 annual earnings of Cal Grant C Recipients at California Community Colleges, 2019-20 cohort

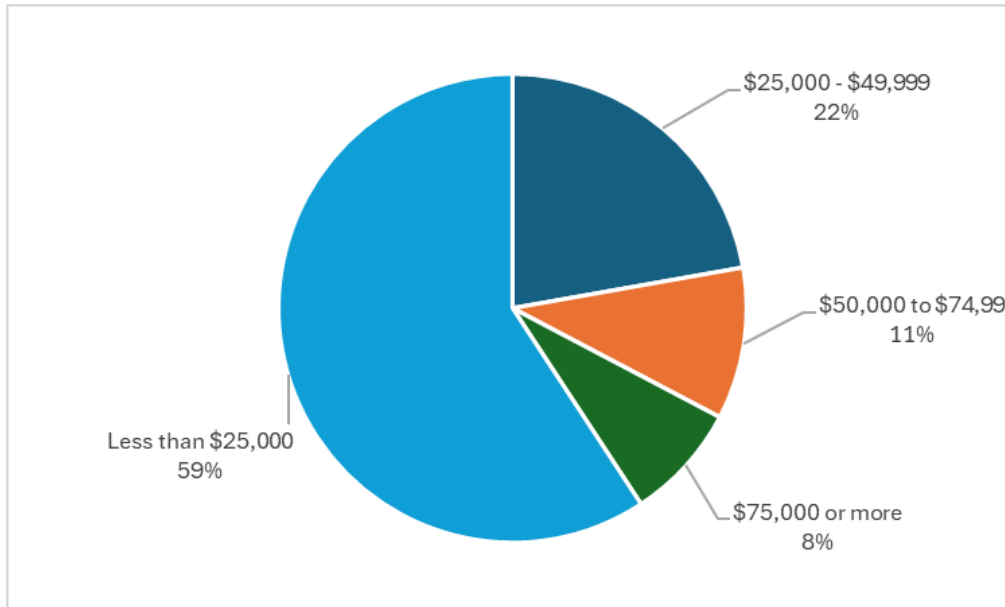


Table 3: Top 10 industries of employment CCC Cal Grant C Recipients 2019-20 Cohort

Rank	Industry
1	General Medical and Surgical Hospitals
2	Services for the Elderly and Persons with Disabilities
3	Temporary Help Services
4	Elementary and Secondary Schools
5	Executive and Legislative Offices, Combined
6	Full-Service Restaurants
7	Limited-Service Restaurants
8	Offices of Physicians (except Mental Health Specialists)
9	General Warehousing and Storage
10	Offices of Dentists